


The Renfert logo consists of the word "Renfert" in a white, bold, sans-serif font, centered within a red rectangular box. The box is partially overlaid by a white curved line that arches over the text.

making work easy



Catalog

- Equipment
- Instruments
- Materials
- and more



“How do you make work easier
for dental technicians?”



You will find the answers to this question on the following 192 pages
– in the form of reliable Renfert products

Renfert

making work easy

A		Casting sprues, pear shaped wax GEO	174
A. Bruguera, Wax Set, GEO Expert	164–165	Casting wax, GEO	180
Abrasives	58	Casting wax, preparation wax, GEO self-adhesive	176
Acrylic bristle brush	110–11	Catalytic converter, Magma	88–89
Active carbon, for purging furnaces	184	Ceramex, stripping agent for porcelain	184
Alginate mixing bowl, Twister	66	Ceramicus, porcelain brush	110
Alginate solvent, GO 2011 speed	189	Cervical and undercut wax, GEO Classic	170
Aluminium oxide, abrasives	58	Cervical and undercut wax, GEO Crowax	172
Aqua, die varnish, die:master	154–155	Cervical wax, GEO Classic	169
Arch trimmer, Millo	73	Cervical wax, GEO Expert A. Bruguera	165
Arch trimmer, Millo pro	73	Chisel inserts, Power pillo, Pillo	59
Arched pin	148	Chungking brush	137
Automatic recyclable sandblaster, Vario jet	42–43	Circular retainer, GEO	179
B		Clasp profiles, GEO	178
Bar retainers, GEO	179	Classic waxes, GEO	166–170
Basic classic, micro-sandblaster	46–49, 54	Cleaning agents, overview	189
Basic eco, micro-sandblaster	46–49, 55	Cleaning, ultrasonic	92–93
Basic line, porcelain brushes	110	Cloth filter for Vortex compact 3L	38
Basic master, micro-sandblaster	46–49, 53	Cobra, fine abrasives	58
Basic mobil, micro-sandblaster	46–49, 56	Color mixing tray for stains, lay:art	98–99, 102
Basic quattro IS, micro-sandblaster	46–49, 50–51	Combined sandblaster, Vario basic	44–45
Basic quattro, micro-sandblaster	46–49, 52	Compressed air filter	57
Basic Set, GEO Classic modeling waxes	167	Concret, super glue	151
Bead abrasive, Rolloblast	58	Corundum, abrasives	58
Bi-Fix-Pin	147	Corundum, Cobra	58
Bi-Flex, diamond-coated separating disc	129	Cotton buffs, polishers	136
Bijou 90, Bunsen burner	86	Crowax, GEO modeling wax	171–172
Bi-Pin drill	76	Crystal aqua mixing tray, lay:art	98–100
Bi-Pins	145, 147	Crystal mixing tray, lay:art	98–99, 101
Bison, polishing brushes	135	Cutting/separating discs	121–132
Bi-V-Pins	144	Cyanacrylate glues	150–151
Block-out wax, GEO	176	D	
Bonyhard clasps, GEO	178	Deflasking chisels, Power pillo, Pillo	59
Brillant, separating and grinding disc, Dynex	122–124	Deluxe, instrument set	117
Brinell L, high-lustre diamond polishing paste	187	Denture cleaning system	90–91
Brushes	104–111	Denture resins, high-luster polishing paste	186–188
Brushes, overview	104	Denture resins, polishers	134–138
Bunsen burners	86	Denture wax pot, Waxprofi	85
Burners	86	Dentures, cleaning	90–91
C		Dentures, mesh inserts	182
Calipers	120	Dentures, strengthening grids/inserts	182
Calipretto CR, measuring instrument	119	Dia-Finish L, diamond polishers	136
Calipretto S, measuring instrument	120		
Casting sprues, GEO triangular	174		

Diagnostic wax, GEO Classic Natural / Snow-white	168–169
Diamond polishers, Dia-Finish L	136
Diamond polishing paste, Brinell L	187
Diamond polishing paste, Renfert Polish all-in-one	186
Diamond polishing paste, Renfert Polish LiSi ₂	186
Diamond polishing paste, Renfert Polish ZrO ₂	186
Diamond-coated separating discs	124, 129–130
Diamond-coated trimmer discs	72
Die spacer varnishes	154–155
Die spacers	154–155
Die spacers, overview	153
die:master aqua, die varnishes	154–155
die:master ivory, die varnishes	154–155
die:master, die varnishes	154–155
Dipping pots for waxes	83–84
Dipping waxes	163
Dry/wet trimmer, MT plus	71
Dust bags	40
Dust box, Dustex master plus	39
Dust extractor SILENT compact	28–31, 36
Dust extractor SILENT compactCAM	28–31, 37
Dust extractor SILENT TS	28–31, 35
Dust extractor SILENT TS2	28–31, 34
Dust extractor SILENT V4	28–33
Dust extractor Vortex compact 3L	38
Dust extractors SILENT	28–37
Dustex master plus, dust box	39
Dynex Brillant, separating and grinding discs	122–124
Dynex Titanium, separating and grinding discs	122–124
Dynex, separating and grinding discs	122–128

E & F

Easyclean, ultrasonic cleaner	92–93
Eco, safety burner	86
Electric wax knives, Waxlectric	78–81
Electric wax technology	78–86
Elektrolyte, polishing liquid	189
Equipment	26–95
ERGO Acryl, modeling instruments	115
ERGO Ceramic, modeling instruments	114
ERGO Wax, modeling instruments	115
Expert waxes, GEO	164–165
Extraction technology	28–41
Extractor clamp	41
Extractor, SILENT compactCAM	37
Extractor, Vortex compact 3L	38
Extractors	28–41
Fibertray, firing tray	184

Fine abrasives	58
Fine sandblasting units	42–56
Finish, polishing pastes	186–188
Firing pads, Fibertray	184
Firing tray, Mesh-Tray	183
Firing tray, Mesh-Tray K	183
Firing tray, Mesh-Tray MK	183
Fixation tweezers/pliers	117–118
Four workbench suction unit, SILENT V4	28–33
Furnace, Magma	88–89

G

Genius, porcelain brushes	108
GEO bar retainers	179
GEO block-out wax	176
GEO bonyhard clasps	178
GEO cast model modeling wax standard/transparent	177
GEO casting wax	176, 180
GEO Classic Avantgarde, modeling waxes	168
GEO Classic Basic Set	167
GEO Classic cervical and undercut wax	170
GEO Classic cervical wax	169
GEO Classic milling wax	170
GEO Classic modeling waxes	167
GEO Classic Natural, wax-up wax	168
GEO Classic Snow-white, wax-up wax	169
GEO Classic Waxes	166–170
GEO Crowax cervical and undercut wax	172
GEO Crowax modeling waxes	171–172
GEO Crowax waxes	171–172
GEO Dip, dipping waxes	163
GEO dipping waxes	163
GEO Expert cervical A. Bruguera, cervical wax	165
GEO Expert wax Set A. Bruguera	164–165
GEO Expert waxes	164–165
GEO grid meshes	179
GEO lingual bars	181
GEO model casting wax assortment	175
GEO molar clasps	178
GEO pear-shaped wax casting sprues	174
GEO perforated retentions	179
GEO Pontics wax pontics	173
GEO premolar clasps	178
GEO retention meshes	179
GEO ring clasps	178
GEO sticking wax	177
GEO triangular casting sprues	174
GEO wax wire	173
GEO wax wire in bars	181
Glass beads, Rolloblast	58

Glass fibre-reinforced separating discs	124–128, 132
Glues	149–151
GO 2011 speed, plaster remover/alginate solvent	189
Goat hair brush	135
Gold filter, Dustex master plus	39
Grinding box	41
Grinding discs	132

H

Hardening bath, sealing of plaster models	152
Hepa fine filter, extractors	41
High performance compressed air filter	57
High-luster finish, diamond polishing paste, Brinell L	187
High-luster finish, diamond polishing paste, Renfert Polish all-in-one	186
High-luster finish, diamond polishing paste, Renfert Polish LiSi ₂	186
High-luster finish, diamond polishing paste, Renfert Polish ZrO ₂	186
High-luster polishers	133–138
High-luster polishing paste, Opal L	188
High-luster polishing paste, Saphir	188
High-luster polishing pastes, overview	185
Hotty LED, wax die pot	84
Hotty, wax die pot	84

I & J

Infinity, diamond trimmer disc	72
Instruments	112–139
Instruments, overview	114
Investment models, model spray	152
Isofix 2000, plaster/plaster isolation	157
Isolating pen for porcelain	156
Isolations, overview	153
Iso-Stift, porcelain isolation	156
IT nozzles	56
Jacketgrip, fixation tweezers/pliers	118

K

Keramogrip, fixation plier	118
Klettfix, trimmer discs	72
Kohinor L, high-luster polishing paste, porcelain	187
Kolinsky, porcelain brush	109

L

Laboratory burners	86
Large wax knife, Waxelectric modeling tips	82
Laser pin drilling unit, Top spin	74–75
lay:art color, mixing tray for stains	102

lay:art crystal aqua, mixing tray	100
lay:art crystal, mixing tray	101
lay:art natural, mixing tray	101
lay:art oasis, mixing tray	101
lay:art style, brushes	104–107
lay:art tropic pro, mixing tray	100
lay:art tropic, mixing tray	100
lay:art, mixing trays	98–102
LED lighting, microscope	95
Linen buff, polisher	138
Lingual bars, GEO	181
Liquicol B, super glue	151
Liquicol, super glue	151

M

Magma, accessories	88–89
Magma, catalytic converter	88–89
Magma, preheating furnace	88–89
Magnifier, Dustex master plus	39
Magnifying glasses, Remberti	95
Marathon, diamond-coated trimmer disc	72
Materials, overview	141
Measuring instruments	119–120
Melody, mixing tray for stains	103
Melting ranges, waxes	162
Mesh inserts, dentures	182
Mesh strengtheners	182
Mesh-Tray K, firing tray	183
Mesh-Tray MK, firing tray	183
Mesh-Tray, firing tray	183
Metal sleeves, Bi-V-Pin	144
Metrical scoops, porcelain	116
Micro-fiber brushes for porcelain, Ceramicus	110
Microscope, accessories	95
Microscope, LED lighting	95
Microscope, Mobiloskop S	94–95
Milling wax, GEO Classic	170
Millo pro, dental arch trimmer	73
Millo, dental arch trimmer	73
Mixing bowl, Twister	66
Mixing spatula	66
Mixing trays	98–103
Mixing trays for stains	102–103
Mixing units, vacuum	60–65
Mobiloskop S, microscope	94–95
Model base former, Pin-Cast	142
Model casting, high-luster polishing paste	187–188
Model casting, polishers, brushes	133
Model casting, separating discs	128–132
Model casting, special brushes	137
Model casting, waxes, GEO	175

Model sealing, hardening bath	152
Model separating discs, Plastercut	129
Model spray, investment models	152
Model trimmers	68–72
Modeling brushes	104–111
Modeling instruments	114–117
Modeling instruments, porcelain	114, 116
Modeling instruments, resins	115
Modeling instruments, wax	115
Modeling resin, Stabiloplast	152
Modeling tips	82
Modeling wax, GEO Classic	167
Modeling wax, GEO Classic Avantgarde	168
Modeling wax, GEO Crowax	171–172
Modeling wax, GEO Expert	164–165
Modeling waxes, overview	159–162
Molar clasp, GEO	178
MT plus, dry/wet trimmer	71
MT3, trimmer	68–70
Multi-extractors	28–34

N

Narrow brush	137
Natural gas burners	86
Natural hair brushes	104–111
Natural mixing tray, lay:art	101
New products	10–25
Non-precious metal, high-luster polishing paste	187–188
Non-precious metal, polishers, brushes	133–138
Non-precious metal, separating discs	125–128, 132
Nozzles for sandblasting units	56

O

Oasis mixing tray, lay:art	101
Occlusion spray, Occlutec	157
Occlutec, occlusion spray	157
Opal L, high-luster polishing paste	188
Opaquing brushes	104–107, 109–111

P

Pear shaped wax, casting sprues GEO	174
Pellets, dipping waxes, GEO	163
Perforated retentions, GEO	179
Picosep, plaster/wax isolation	156
Picosilk, surface conditioning	158
Pillo, deflasking chisels	59
Pin drilling unit, Top spin	74–75
Pin drills	76
Pin systems	142
Pin-Cast, model base former	142

Pins	143–148
Pins, overview	143
Plaster chisels, Pillo	59
Plaster chisels, Power pillo	59
Plaster isolation, Isofix 2000	157
Plaster remover, GO 2011 speed	189
Plaster sealant, Liquicol	151
Plaster sealant, Liquicol B	151
Plaster surface hardener, hardening bath	152
Plaster trimmers	68–72
Plaster, separating discs	128–129
Plaster, trimmer discs	72
Plaster/wax isolation, Picosep	156
Plastercut, plaster diamond-coated separating disc	129
Plastic sleeves, Bi-V-Pin	144
Pleated buff, polisher	138
Plier, Jacketgrip	118
Plier, Keramogrip	118
Polish all-in-one, diamond polishing paste	186
Polish LiSi ₂ , diamond polishing paste	186
Polish ZrO ₂ , diamond polishing paste	186
Polishers, overview	133
Polishing brushes, overview	133
Polishing liquid, Elektrolyte	189
Polishing pastes, overview	185
Polisoft, polishers	134
Pontics, wax pontics, GEO	173
Porcelain additive, Proform-12	158
Porcelain, brushes	104–111
Porcelain, firing tray	183
Porcelain, high-luster polishing pastes	186–187
Porcelain, metrical scoops	116
Porcelain, mixing trays	96–103
Porcelain, modeling instruments	114–115
Porcelain, polishers, brushes, overview	133
Porcelain, separating discs	122–124, 129–131
Porcelain, stripping agent, Ceramex	184
Power pillo, deflasking chisel	59
Precious metal, high-luster polishing paste	186–188
Precious metal, polishers, brushes	133–138
Precious metal, separating discs	125, 131
Preheating furnace, Magma	88–89
Premolar clasps, GEO	178
Pre-polishers	134–135, 137–138
Pre-polishing, overview	133
Profi, porcelain brush	109
Pro-Fix, single pin	146
Proform-12, porcelain additive	158

Propane gas burner	86
R	
Rainbow, mixing tray	102
Rational wax technique	78–85
Recyclable blaster, Vario jet	42–43
Recyclable sandblasters	42–45
Remberti, magnifying glasses	95
Renfert Polish all-in-one, diamond polishing paste	186
Renfert Polish LiSi ₂ , diamond polishing paste	186
Renfert Polish ZrO ₂ , diamond polishing paste	186
Resins, modeling	152
Resins, modeling instruments	115
Retention meshes, GEO	179
Retention rings	148
Rewax, dipping wax, GEO	163
Ring clasps, GEO	178
Roll wax, GEO	173
Rolloblast, glass beads	58
Rubber caps, pins	148

S	
Safety burner eco	86
Safety burner, Bunsen burner	86
Sandblasters	46–56
Sandblasting nozzles	56
Sandblasting tanks	57
Sandblasting technology	42–58
Saphir, high-luster polishing paste	188
Scan spray	157
Sealants, overview	149
Sealing, hardening bath	152
Separating and grinding discs, Dynex	122–128
Separating discs, model casting/ non-precious metals	125–128, 132
Separating discs, overview	121
Separating discs, plaster	129
Separating discs, porcelain	129–131
Separating discs, precious metals	125, 131
Set of Waxlectric holders	82
Sets of instruments	117
Silencer, inline silencers	40
SILENT compact, single workbench suction unit	28–31, 36
SILENT compactCAM, extractors	28–31, 37
SILENT extractors	28–37
SILENT TS, single workbench suction unit	28–31, 35
SILENT TS2, two workbench suction unit	28–31, 34
SILENT V4, four workbench suction unit	28–33
Silicone polishers	134

Silver wire brush	135
Silver wire brush	136
Single pin, Pro-Fix	146
Single workbench suction unit, SILENT compact	28–31, 36
Single workbench suction unit, SILENT TS	28–31, 35
Slim, brush	138
Smart-Pin	146
Smart-Pin drill	76
Solvents, overview	189
Special brush for model casting	137
Split-Cast-System, Pin-Cast	142
Squirrel hair brush	111
Stabiloplast, modeling resin	152
Staining brush	104–111
Stain-Mix, mixing tray for stains	103
Stand, vacuum mixing units	66
Standard, separating discs	132
Standard, set of instruments	117
Step drill, Pins	76
Stepped pin drill bit	76
Stereo microscope, Mobiloskop S	94–95
Sticking wax, GEO	177
Strengthening grids	182
Stripping agent for porcelain, Ceramex	184
Super glue	150–151
Super glue, Concret	151
Super glue, Liquicol	151
Super glue, Liquicol B	151
Super glue, overview	149
Support arm Mobiloskop	95
Surface conditioning, Picosilk	158
SYMPRO, denture cleaning device	90–91
SYMPROfluid, cleaning fluid	91

T	
Takanishi, porcelain brush	111
Titanium, separating and grinding disc, Dynex	122–124
Top spin, pin drilling unit	74–75
Triangular, GEO casting sprues	174
Trimmer	68–71
Trimmer discs	72
Tropic pro, mixing tray, lay:art	100
Tropic, mixing tray, lay:art	100
Turbo-Flex S, diamond-coated separating disc	129
Twister evolution venturi, vacuum mixing unit	60–63
Twister evolution, vacuum mixing unit	60–63
Twister venturi, vacuum mixing unit	60–61, 64–65

Twister, vacuum mixing unit	60–61, 64–65
Two workbench suction unit, SILENT TS2	28–29, 34

U

Ultracut, sinter diamond-coated separating disc	130
Ultra-Fine, separating disc	131
Ultrasonic cleaner, Easyclean	92–93
Undercut wax, GEO Classic	170
Universal hose connection adapter, SILENT TS	40
Universal instrument	116
Universal polishing paste	188
Universal wax, GEO Crowax	171–172

V

Vacuum mixing units, Twister	60–65
Vario basic, recyclable/ microsandblaster	44–45
Vario E, wax heating unit	83
Vario jet, recyclable blaster	42–43
Veneering composites, high-luster polishing paste	188
Veneering composites, modeling instrument	115
Veneering composites, polisher	135–136
Vibrator	67
Vibrax, vibrator	67
Vortex compact 3L, extractor	38

W, Y & Z

Wax bars, GEO	181
Wax brushes	111
Wax casting sprues pear-shaped, GEO	174
Wax combi brush	111
Wax die pots, hotty, hotty LED	84
Wax heater	83–85
Wax Isolation	156
Wax isolation, Picosep, Iso-Stift	156
Wax isolations	156
Wax knives, electric	80–81
Wax pellets, dipping waxes	163
Wax pontics, Pontics GEO	173
Wax sheets, GEO	180
Wax wetting agent, Picosilk	158
Wax wire, GEO	173
Wax, Basic Set GEO Classic	167
Wax, modeling instruments	115
Waxes, melting ranges	162
Waxes, overview	159
Waxlectric I & II, electric wax knives	80
Waxlectric light I & II, electric wax knives	81

Waxlectric, accessories	82
Waxlectric, modeling blades	82
Waxprofi, denture wax pot	85
Wax-up technology	78–86
Wax-up wax, GEO Classic Natural/ Snow-white	168–169
Wet trimmer, MT3	68–70
Wire brushes, silver	135–136
Workbench extractor units	28–36

Contents

When does work feel good?	2
Workflow guarantee	4
New products	8
Equipment	26
Extraction technology.....	28
Sandblasting technology.....	42
Deflasking.....	59
Mixing technology.....	60
Vibrators.....	67
Trimmers	68
Dental arch trimmers	73
Pin drilling unit.....	74
Wax technology.....	78
Preheating technology	88
Cleaning technology.....	90
Microscope.....	94
Mixing trays and brushes	96
lay:art system	98
Mixing trays	100
Brushes.....	104
Instruments.....	112
Hand instruments	114
Measuring instruments	119
Separating discs	121
Polishers	133
Material	140
Model system.....	142
Pins	143
Adhesion, sealing and hardening	149
Lacquering and separating.....	153
Utilities	157
Waxes.....	159
Mesh reinforcements.....	182
Porcelain accessories.....	183
Abrasives.....	58
Polishing agents.....	185
Cleaning agents.....	189
Spare part information and imprint	190
Renfert Digital	191
Contact information.....	192

How Renfert finds long-term solutions for routine work.

The tradition of strong intercommunication between customer and company, the desire to address ever-changing technologies and the continual desire for self-improvement are reasons for Renfert's success.



Tilo Burgbacher
Design and
Development



The claim “making work easy” for dental technicians by providing easy-to-use, high-quality, durable products – is central to the way of doing things at Renfert. The key to development and manufacturing of requirement-oriented products, however, is to know, understand and continually re-develop the daily routine of dentistry. We are supported in this aim by the lively exchange with our many users, who are centrally involved in the daily practice routine, who know how a lab operates most effectively and what dental technicians require.

All Renfert products provide real practical solutions for dental technology work. We utilize our many years of experience and the expertise of our employees, coupled with a technical curiosity and the desire to learn to help us get better everyday.



→ Fig. above
Precise products are created only with the most exact planning: for example Renfert sandblasters (product details on Page 46)

In focus: Solutions for enthrallingly good work

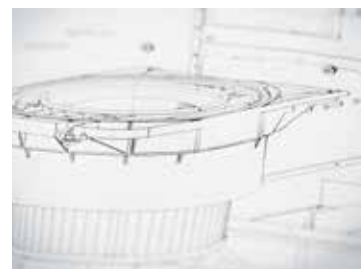
The dental sector is fascinating because different demands and influences meet here. The desire for the most natural appearance possible – and the use of modern, also digital, technologies. Clear esthetic, medical and scientific guidelines – and a passion for craftsmanship and artistic freedom demand instruments and materials for highly individualized working.

In this area of conflicting priorities, Renfert as a supplier and manufacturer appreciates it is important to enable each user to implement their own ideas under optimum conditions and with the best products. Therefore our product development always begins with the question of how we can simplify work. And we only consider our solution satisfactory once proven that this is exactly what it does.

We owe the ability to continually fulfill this promise to our numerous customers worldwide who trust in us. We are sure that our products will convince you that work becomes easier with Renfert.



→ Fig. Below
Good development work results in products that improve the working experience: such as the Silent extraction units (product details on Page 28)



Dedicated and committed Renfert employees are always in close communication with our customers to help find practical, long-term product solutions.

“Anyone who wants to make work easier must be able to listen and not just say “This is what the market wants! But asks: What does the dental technician need? I firmly believe that our success is due to the close relationship with our customers.”

★ Sören Hug
Managing Director, Renfert

How do you know what makes work easier?

Easy working, clear direction. Renfert products have a wide range of advantages, which users will appreciate each day for years to come. You can identify them quickly and easily with these five icons:

making work easy



tool included



easy use



silent



perfect
view



compact



silent

This product operates very quietly.

Even an active workstation with many units does not have to be loud. Renfert products keep things quiet - disturbance through high noise levels are a thing of the past.



compact

These products are particularly compact.

You simply work more effectively with a feeling of freedom. Renfert products are designed to save space – and thus provide more room to ensure that your lab environment is not overcrowded with excessively large units.



perfect view

These products provide an optimum view.

Seeing your work precisely is the key to perfect results. Renfert products guarantee that you always have a clear view, which promotes your love for details when working.



easy use

These products are very easy to use.

Practical ergonomics and uncomplicated application make your working experience more pleasant. Renfert products are designed to be easy to hold, easy to use or to significantly simplify the production step.



tool included

These products come with their own tool.

It is simply great if you don't have to search for the appropriate tool. Because everything you need to work with the unit, clean it or replace parts, is right there.

This guarantee provides assurance! →

“We understand that purchasing a product is an investment in the future, meaning that labs want to profit from stable, continuous performance in the long term. This guarantee is intended to provide our customers with the necessary assurance.”

Maximilian Scheid
Equipment Development





WORKFLOW GUARANTEE

3 year guarantee
10 year spare parts service
Activity guarantee

+ 3 year guarantee*

All Renfert Laboratory devices have a three year guarantee.* If at some point something does not function, you still have the comforting assurance that Renfert will find a solution to the problem under the guarantee. This builds trust.

*Wear parts excluded

+ 10 year spare parts guarantee

All Renfert products are very durable. Therefore we are well prepared with the availability of spare parts. Renfert guarantees that original spare parts will be available for every device, for the duration of at least ten years after purchase. This gives security.

+ The activity guarantee

Renfert service is outstandingly efficient. In cooperation with Renfert dealers and certified service partners worldwide, a strong, competent and passionate team is focused on minimizing possible failures in the laboratory. Thereby ensuring efficiency.

Renfert service works quickly and easily.

Trust is based on the certainty of always having a contact partner.

After-sales service, customer service and spare-part service, loan-unit service and repair service: our customer support has many competent facets and many highly motivated employees. Ultimately, however, only one thing counts: that your needs are addressed – as quickly as possible.



All contacts and service numbers can be found on Page 192



workflow guarantee
SUPPORT-CARD



+49 7731 8208-0



INFO@RENFERT.COM
SUPPORT@RENFERT.COM



making work easy

"Jens, What is the secret to developing good products?"

"I would say: an understanding of the people who use them. Dental technicians are often individualists and artists who fabricate restorations with a great deal of passion. But they also want robust and reliable equipment that is suitable for daily use. If I keep these two aspects in mind, I can design really good, practical products."

Contents | New products

Equipment	10–15
Basic eco microblaster	14–15
SILENT compact single workbench suction unit	10–11
SILENT compactCAM extractor	12–13
Mixing palettes, brushes and instruments	16–19
Calipretto CR measuring instrument	18
Dynex separating discs	19
Genius porcelain brushes	16
lay:art oasis mixing palette	17

Materials	20–25
die:master aqua die varnish	20
die:master ivory die varnish	20
GEO Crowax waxes	22
GEO Expert waxes	21
GO 2011 speed cleaning agent	24
Mesh-Tray MK firing tray	25
Renfert Polish diamond polishing pastes	23
Wax Isolation	25

What makes product development for dental technicians exceptional?

→ “First, it is a satisfying task because the market is relatively small and specialized. An acute awareness is required to penetrate the market, to listen exactly to how it moves and what it demands. Not only for the overall routine daily work of the sector but also for the individual people with their different requirements. It is therefore not just the very big technical revolutions that count but also the details, small things that greatly simplify work for dental technicians. This is why I never think of product features in isolation, but always in entire workflows.”



Which of the current new products have you been particularly pleased with?

→ “With the SILENT compact and SILENT compact CAM extraction units. I was pleased with these products because we have successfully developed something exceptional here. We have created a practical combination of the analogue and digital processes with the SILENT compactCAM. With the extremely quiet extraction units we struck the right chord with dental technicians, but now we have also provided an extraction unit solution for manufacturers of small to medium CAD systems. I am proud of the fact that with the extraction units we have a product, which exhibits the core competence of Renfert and simultaneously responds to developments in the dental market.”



SILENT compact

→ Single workbench extraction

The SILENT compact is a small, workplace extraction unit for one appliance.

→ Page 36

silent



compact





SILENT compactCAM

→ Device extraction unit for CAM units

An extraction unit by Renfert, specially developed for optimized use with compact, dental CAM units.

→ Page 37

silent



compact





Basic eco

→ Fine sandblasting unit with 1–2 tanks

The Basic eco microblaster with up to two tanks offers high precision within a minimum space thanks to its compact dimensions. Top blasting technology and an attractive price-performance ratio combine to provide an ideal product for first-time users and laboratories where space is at a premium.

→ Page 55

perfect
view



compact



tool
included





Genius

→ Natural bristle brush with protective function

High quality natural hair brushes in a modern design, with a protective function integrated in the handle. Renfert uses a unique manufacturing technique in order to ensure that the brush hair has a high level of strength, shape stability and longevity.

→ Page 108



lay:art oasis

→ Ceramic mixing tray with moistening system

High-Tech porcelain mixing tray with glazed surface and perforated wells. Automatic capillary moistening for processing and storing of dental ceramic materials.

→ Page 101



Calipretto CR

→ Precision measuring instrument

Precise dial calipers with measuring tips made from high performance ATZ (Alumina Toughened Zirconia) ceramic, specially designed for measuring the wall thickness of full ceramic dental restorations.

→ Page 119



Dynex

→ Separating and grinding discs

Separating and grinding discs for ceramic, titanium, precious and non-precious alloys as well as model casting alloys.

→ Page 122



die:master ivory & aqua

→ Die varnishes

Tooth colored, removable die varnishes specially designed for all-ceramic restorations, such as press ceramics made from lithium disilicate (LS₂).

→ Page 154



GEO Expert

→ GEO Expert Wax Set A. Bruguera

Wax set for creating monolithic, diagnostic and esthetic wax-ups for single restorations and bridgework according to the philosophy developed by August Bruguera.

→ Page 164



GEO Crowax

→ Modeling and special waxes

The modeling waxes in the GEO Crowax line are medium hard, universal waxes in handy tins for use in crown and bridge techniques as well as model casting framework techniques.

→ Page 171



Renfert Polish

→ Diamond polishing pastes

Diamond polishing pastes for universal application and specific use, for high-gloss polishing of ceramic materials such as lithium disilicate, zirconium oxide, veneering and hybrid ceramics, such as high performance polymers and veneering composites.

→ Page 186



GO 2011 speed

→ Cleaning agent

Suitable for cleaning different instruments and aids quickly and thoroughly in only 50% of the time in comparison to conventional plaster and alginate solvents.

→ Page 189



Small aids

→ Wax Isolation

Silicone based separating agent for optimal isolation of plaster from wax.


→ Page 156



→ Mesh-Tray MK

Honeycomb firing-tray set with adjustable metal retention pins, which are covered with removable ceramic sleeves.

→ Page 183




Keep up to date

All new products mentioned in this catalogue can be found on our website

www.renfert.com/update

In addition, here you can find all newly released products finalized after this catalogue was published.





→ Malek Misrabi
Master Dental Technician

“Malek, How do you explain your passion for dental technology?”

“The main objective should never be to get something finished quickly. Although there may be work steps in a process that require less manual finesse, they still need to be completed quickly. A unit that saves me time because it is easy to operate gives me more time to invest in other areas.”

Contents | Equipment

Extraction technology	28–41
Four workbench suction unit	32–33
Two workbench suction unit	34
Single workbench suction units	35–36
Extractors	37–38
Wet and dry suction unit	38
Extractor box	39
Accessories SILENT extraction technology	40
Accessories extraction technology	41
Sandblasting technology	42–58
Recycable sandblaster	42–43
Combined blasting unit	44–45
Fine sandblasting units	46–56
Accessories sandblasting technology	56–58
Deflasking chisels	59
Mixing technology	60–66
Vacuum mixing technology	62–65
Accessories mixing technology	66
Vibrators	67

Trimmers	68–71
Wet trimmers	70–71
Wet and dry trimmer	71
Trimmer discs	72
Dental arch trimmers	73
Pin drilling unit	74–76
Wax technology	78–86
Electric wax knives	80–81
Accessories electric wax knives	82
Wax heating units	83–85
Bunsen burners	86
Preheating technology	88–89
Preheating furnace	88–89
Cleaning technology	90–93
Denture cleaning device	90–91
Ultrasonic cleaner	92–93
Microscope	94
Accessories microscope	95
Magnifying spectacles	95

How can you best be successful as a dental technician?

→ "I believe in differentiating between the demands dental technicians place on themselves and the actual work. In this respect, I have met my demands as a dental technician if I see the satisfied smile of the patient. Then I know: I have worked well. I focus on fulfilling this demand. You achieve success in the individual restoration by producing visible esthetics. If I have created harmony between the natural shape, shade, surrounding soft tissue and also the adjacent teeth, then I am particularly proud of my work."



Which three things are important for your work?

→ "Firstly, equipment which is really easy to use, such as the Twister with programmable settings, it makes my work easier and produces great results. I demand consistent quality as it makes my work predictable, which is really great! Reliable, top notch standards. Secondly, a clear view. Everything which helps me work neatly and carefully as well as a large viewing window for monitoring the quality visually while microblasting. Thirdly, I would like my equipment to be pleasant in daily use. For example the Top spin is virtually vibration-free, which is ingenious!"




Work cleanly. Quietly.

→ SILENT extraction units

Some machines do not have to be in the spotlight to make work easier. They are more like silent, constant companions. When it comes down to it, extraction units in particular, prove their value when they function without you having to pay any attention to them. Quiet, yet powerful.





making work easy



Extraction units, with maximum power and quietness

It is easy to concentrate and keep the workplace clean: with the SILENT extraction units.

This is what makes work easier

- 1 extremely quiet
- 2 strong suction power
- 3 intuitive operation
- 4 very long motor running time
- 5 easy calibration
- 6 modern, compact design



silent




compact



Renfert

WORKFLOW
GUARANTEE



Easy start, intuitive operation

Renfert extraction units can be very easily and quickly connected (Plug & Play), operated, cleaned and maintained. They provide the ideal filter technology for every requirement (with or without a bag depending on the version). The front of the unit allows convenient, direct access to all operating elements. All parameters can be very easily set using a membrane keypad or via a clear multifunctional display.

Combine cleanliness and quietness

A workplace where the fine dust is greatly reduced and at the same time has a pleasant, low noise level greatly facilitates working. SILENT extraction units are therefore not only extremely powerful – with a suction capacity (depending on the version) up to a volume flow of 4000L/min. – but also surprisingly quiet, thanks to psycho-acoustic findings.



Select the perfect size

SILENT extraction units are available as single-workstation, two-workstation or four-workstation extractors and also for use with a CAD-CAM system. All versions are compact and slimline.

making work easy for me means ...

... that the SILENT extraction units
are so pleasantly quiet
that I can fully concentrate
on my work.



Oliver Bothe
Product Management
Master Dental Technician



Simply connect and start extracting

Your dust generating devices are optimally controlled together with the workstation extraction units using the easily adjustable calibration of the automatic switch-on function. The SPS interface is the intelligent bi-directional communication with your CAM unit. It enables messages to be processed and measures initiated such as switching on and off, activation of the fine filter cleaning function and requesting the extractor's function status. All you need to do is connect the extraction unit to your CAM unit, and you're ready to start.

Increase process reliability with sophisticated motor technology

Two different motor technologies are available, which are both characterized by a very high service life.

The collector motors with an elaborate transformer controller provide a motor running time of > 1000 operating hours. If the motor has to be replaced after a long service life, this is easily completed within a few minutes. The EC motors with brushless turbine technology also have a long service life of > 5000 operating hours.



Overview SILENT

	SILENT V4	SILENT TS2	SILENT TS	SILENT compact	SILENT compactCAM
CAM extraction	-	-	-	-	✓
Unit extraction	✓	✓*	✓	✓	-
Single-workstation extraction	-	-	✓	✓	-
Two-workstation extraction	-	✓	(✓)**	-	-
Four-workstation extraction	✓	-	-	-	-
Filter technology	Bagless	Filter bag	Filter bag	Bagless	Bagless
Motor technology	EC	Collector	Collector	Collector	Collector

* Only one unit / ** With Y adapter or manually using extractor switch, non-adjustable.



SILENT V4

Four workbench extraction

The compact, bag-free four-workstation extractor SILENT V4 provides an individual suction power setting, adapted to the actual requirements. All functions can be set via an intuitive, convenient control panel with LCD display.



“With the Quattro control box I was able to connect my units in the test laboratory virtually without an extension cable. An overload protection is also included with this innovative technology.”

Joanna Deligianni
Product Management, Dental Technician

Advantages

- Suction power at the workstation as required using four separate controllable pinch valves.
- Intuitive and centralized operability via LCD display.
- Central connection of all consumers without any extension cords thanks to the Quattro Control Box.

Making work easy

The commutatorless EC motor has a considerably longer motor running time in comparison with commutator motors (> 5 000 operating hours). This long-life motor technology ensures maximum process reliability and saves expensive service and maintenance costs. The suction power is automatically readjusted to adapt it to the consumer.

Technical data – SILENT V4

Permissible mains voltage / frequency	220–240 V +/- 10%, 50/60 Hz
Nominal voltage	230 V
Suction turbine power*	1400 W
Ø suction fittings, interior / exterior	38 mm (1.50") / 45 mm (1.77")
Min. / max. connection pressure	4,5 bar (65 psi) / 8 bar (116 psi)
Number of suction hoses	4
Volume flow (max.)	4000 l/min (2.35 ft ³ /s)
Max. depression	110 hPa (1.6 psi)
Filter quality	Class M according to EN 60335-2-69
max. connected load for appliance socket	see Quattro Control Box
LpA** (at max. volume flow)	62,5 dB(A)
Weight (empty)	approx. 45 kg (99.36 lbs)
Dimensions (W x H x D)	350 x 750 x 590 mm (13.78 x 29.53 x 23.23")
Fill level dust drawer	approx. 12 l (3.17 gal)

*) at nominal voltage / frequency

**) sound pressure level

Technical data – Quattro Control Box

Permissible mains voltage / frequency	220–240 V, 50/60 Hz
Max. connected load for appliance socket	2300 W
Max. connected load for QCB in total	2300 W
Mains input fuse	10 A(T)
Dimensions (W x H x D)	170 x 130 x 130 mm (6.96 x 5.12 x 5.12")
Weight	approx. 1 kg (2.2 lbs)

Ordering information

SILENT V4, 230 V, Power cable SILENT V4, Quattro Control Box (= QCB), Power cable QCB, Interface cable QCB, Kit of holder QCB, Compressed air tube No. 2933 0000

End bushings set and suction hoses → Page 40

External exhaust air duct No. 2933 0002

Cooling air tube, for integration of SILENT V4 in workbench furnishing No. 2933 0003

Adjustable feet, for integration of SILENT V4 in workbench furnishing No. 2933 0004

Starter set, 2 remote controls, distribution box, QCB interface cable No. 2933 0420

Remote control, 1 piece No. 2933 0400

Conversion kit front panel No. 2933 0005

Pinch valve, straight No. 9.0002 1526

Filter technology

The new fine filter cleaning is pneumatic. After each cleaning procedure (1x day) the fine filter (99.9% filtration efficiency) is clean again. This means: full suction power every day! The dust is collected in a drawer, which can be easily emptied from the front. Time-consuming dust bag changes belong to the past.



Noise and health protection

The SILENT V4 is as quiet as the name promises. Unpleasant frequencies have been eliminated with the help of psychoacousticians. The result: pleasant, quiet extraction (max. 62,5 dB(A)). The high suction capacity (max. 4 000 l/min; 140 cfm) ensures maximum health protection.



Design

Can the SILENT V4 be integrated? No problem! The comparatively compact design enables easy integration into lab furniture. The standard panel can very easily be changed to the desired front panel. A stand-alone solution is also possible. The right solution for every laboratory.

SILENT TS2

Two workbench extraction

Powerful two workstation extraction, quiet and compact. The SILENT TS2 frees two individual users from health-related dusts.



“Why are our SILENT extractors so quiet? Some noises are more stressful than others. We worked with psychoacousticians who showed us the unpleasant frequency ranges. This allowed us to minimize the noises drastically in this range and provide the units with a pleasant audio frequency.”



silent

Joachim Egelhof, Management

Advantages

- Suction power only where and when it is needed, thanks to the intelligent independent control of the 2 separate pinch valves (Compressed air connection required).
- Constant suction power thanks to automatic re-adjustment of motor output.
- Intuitive, convenient operation with large, clear multi-functional display.

Details

- Effective dust reduction using a high volume flow of 3 300 l/min.
- Compatible with any handpiece and user due to easy calibration.
- Relaxed working thanks to very low operating noise of only max. 56,9 dB(A).
- High degree of health protection provided by a dust Class M two filter system, and optionally available H/ Hepa filter.
- 3x longer service life (in comparison to conventional collector motors) due to innovative motor technology (> 1 000 operating hours).

Technical data

Permissible mains voltage / frequency	220–240 V, 50/60 Hz 120 V, 60 Hz
Suction turbine power	1400 W
Volume flow (max.)	3300 l/min (1.94 ft ³ /s)
Max. depression	200 hPa (2.9 psi)
Filter quality	Class M according to EN 60335-2-69
Max. connected load for appliance socket	2000 W (230 V), 360 W (120 V)
Total connected power	3400 W (230 V), 1800 W (120 V)
Mains input fuse	2 x 15 A (T)
Min./ max. connection pressure	4,5 bar (65 psi) / 8 bar (116 psi)
Number of suction hoses	2
LpA** (at max. volume flow)	56,9 dB(A)
Fill volume, dust bag	7,5 l (2 gal)
Weight (empty)	approx. 27 kg (59.5 lbs.)
Dimensions (W x H x D)	224 x 591 x 584 mm (8.8 x 23.3 x 23.0")
Ø suction fittings, interior	45 mm (1.77")
Ø suction fittings, exterior	50 mm (1.97")

**) Sound pressure level

Ordering information

SILENT TS2 , 220–240 V, 4 m suction hose, 4 PVC end bushings	No. 2930 0050
SILENT TS2 , 120 V, 4 m suction hose, 4 PVC end bushings	No. 2930 1050
Pinch valve straight	No. 9.0002 1526

Suitable accessories

Silencer inline silencers and other accessories → Page 40–41

Further information

www.renfert.com/ P159





silent



SILENT TS

Single workbench extraction

The strong, controllable suction power makes the SILENT TS suitable as a device and workstation extraction unit.

Technical data

Permissible mains voltage / frequency	220–240 V, 50/60 Hz 100–120 V, 50/60 Hz
Suction turbine power	1400 W (230+120 V), 1000 W (100 V)
Volume flow (max.)	3300 l/min (230 V, 120 V) (1.94 ft ³ /s), 2900 l/min (100 V) (2.0 ft ³ /s)
Max. depression	200 hPa (2.9 psi)
Filter quality	Class M according to EN 60335-2-69
Max. connected load for appliance socket	2000 W (230 V), 360 W (120 V), 500 W (100 V)
Total connected power	3400 W (230 V), 1800 W (120 V), 1500 W (100 V)
Mains input fuse	2 x 15 A (T)
Number of suction hoses	1
LpA** (at max. volume flow)	56,3 dB(A)
Fill volume, dust bag	7,5 l (2 gal)
Weight (empty)	approx. 26 kg (57 lbs.)
Dimensions (W x H x D)	224 x 591 x 564 mm (8.8 x 23.3 x 22.2")
Ø suction fittings, interior	32 mm (1.26")
Ø suction fittings, exterior	40 mm (1.57")

**) Sound pressure level

Ordering information

SILENT TS , 220–240 V, 3 m of suction hose, special dust bag, fine-filter, universal hose connection adapter, Y-adapter	No. 29210050
SILENT TS , 100–120 V, 3 m of suction hose, special dust bag, fine-filter, universal hose connection adapter, Y-adapter	No. 29211050

Suitable accessories

Various → Page 40–41

Further information

www.renfert.com/P156



Advantages

- 3x longer service life (in comparison to conventional collector motors) due to innovative motor technology: > 1 000 operating hours.
- Protection against dust exposure through high volume flow (3 300 l/min).
- Low noise pollution of 56,3 dB/A at max. suction power.

Details

- Tool-free motor change in only 2 min.
- Convenient operation of all functions such as automatic switch-on and filter-full detection by means of the control panel at the front.
- High degree of health protection provided by a dust Class M two-filter system, and optionally available H/Hepa filter.

Workflow guarantee

Renfert provides a guarantee of 1 000 operating hours of motor running time for our SILENT TS motors. The tests even showed service lives of over 2 400 working hours in extreme cases.

SILENT compact

Single workbench extraction

The SILENT compact is a small, workplace extraction unit for one device.



silent



compact



Advantages

- No dust bag change due to bagless, fine filter technology, including mechanical filter cleaning function.
- Easy use due to the intelligent switch-on function controlled by the appliance.
- Noise level reduced due to a fully enclosed collector motor, with a run time of > 1 000 operating hours.

Details

- Easily built-in due to compact construction.
- Attractive, high grade design due to the use of special plastic.
- Low downtime as the motor can be quickly replaced by the user (takes 10 min).
- Two suction levels with one suction level optimally suited to the relevant application.
- Active health protection due to filter technology with a filter efficiency of 99.9%.

Technical data

Permissible mains voltage / frequency	220–240 V, 50/60 Hz 120 V, 50/60 Hz 100 V, 50/60 Hz
Nominal voltage	230 V / 120 V / 100 V
Suction turbine power*	490 W (230 V) 480 W (120 V) 480 W (100 V)
Volume flow (max.)	2500 l/min (1.47 ft ³ /s)
Max. depression	219 hPa (3.2 psi)
Filter quality	Class M according to EN60335-2-69
Max. connecting power	1350 W / 480 W
Number of suction hoses	1
LpA** (at max. volume flow)	56,9 dB(A)
Weight (empty)	approx. 13,2 kg (29.1 lbs)
Dimensions (W x H x D)	245 x 440 x 500 mm (9.6 x 17.3 x 19.7")
Ø suction fittings, interior / exterior	35 mm / 40 mm (1.38" / 1.57")
Fill level dust drawer	approx. 2,6 l (0.69 gal)

*) at nominal voltage / frequency

**) sound pressure level

Ordering information

SILENT compact , 220– 240 V, suction hose (2 m), incl. 2 mufflers	No. 2934 0000
SILENT compact , 120 V, suction hose (2 m), incl. 2 mufflers	No. 2934 1000
SILENT compact , 100 V, suction hose (2 m), incl. 2 mufflers	No. 2934 1500
External exhaust air duct	No. 2934 0004

Suitable accessories

Various → Page 40–41

Easy maintenance

www.renfert.com/P49



Further information

www.renfert.com/P2144





silent



compact



SILENT compactCAM

Device extraction unit for CAM units

A Renfert extraction unit, specially developed for optimized use with compact, dental CAM units.

Technical data

Permissible mains voltage / frequency	230–240 V, 50/60 Hz 220 V, 50/60 Hz 120 V, 50/60 Hz 100 V, 50/60 Hz
Nominal voltage	230 V 220 V 120 V 100 V
Suction turbine power*	490 W (230 V) 460 W (220 V) 480 W (120 V) 480 W (100 V)
Volume flow (max.)	2500 l/min (1.47 ft ³ /s)
Max. depression	219 hPa (3.2 psi)
Filter quality	Class M according to EN 60335-2-69
CAM interface	RJ 45 socket
SPS: Input signal / Output signal	2x inputs / 2x outputs (turbine on/off, status information)
LpA** (at max. volume flow)	56,9 dB(A)
Weight (empty)	approx. 13,2 kg (29.1 lbs)
Dimensions (W x H x D)	245 x 440 x 500 mm (9.6 x 17.3 x 19.7")
Ø suction fittings, interior / exterior	35 mm / 40 mm (1.38" / 1.57")
Fill level dust drawer	approx. 2,6 l (0.69 gal)

*) at nominal voltage / frequency **) sound pressure level

Ordering information

SILENT compactCAM , 230–240 V, suction hose (2 m), incl. 2 mufflers	No. 29342000
SILENT compactCAM , 220 V, suction hose (2 m), incl. 2 mufflers	No. 29342500
SILENT compactCAM , 120 V, suction hose (2 m), incl. 2 mufflers	No. 29343000
SILENT compactCAM , 100 V, suction hose (2 m), incl. 2 mufflers	No. 29343500
External exhaust air duct	No. 29340004
Interface cable Type A , for vhf, 5 m	No. 29340005
Interface cable Type B , for Roland DG, 5 m	No. 29340006
Interface cable Type C , for imes-icore, 5 m	No. 29340008
Interface cable Type D , for Amann Girrbach, 5 m	No. 29340009
Interface cable Type E , for Yenadent, 5 m	No. 29340010
Interface cable Type F , for Zirkonzahn, 5 m	No. 29340011
Interface cable Type F , for Zirkonzahn with C14 adapter, 5 m	No. 29340012

Suitable accessories

Suction hose, antistatic (3 m) → Page 40

Further information

www.renfert.com/P2178



“Until now, bi-directional communication was only available in large industrial machinery. The SILENT compactCAM enables this function to be used with smaller to medium sized CAM units.”

**Oliver Bothe, Product Management,
Master Dental Technician**

Advantages

- No need to change the dust bag due to the bagless fine filter technology, including mechanical filter cleaning.
- Processing safety due to bi-directional communication between extraction unit and CAM unit thanks to the SPS interface.
- Process optimized suction performance for compact CAD/CAM units.

Details

- Noise level reduced due to a fully enclosed collector motor, with a motor run time of > 1 000 operating hours.
- Easily built-in due to compact construction.
- Attractive, high grade design due to the use of special plastic.
- Low downtime as the motor can be quickly replaced by the user (takes 10 min).
- Active health protection due to filter technology with a filter efficiency of 99.9%.

Vortex compact 3L

Device extraction unit

The Vortex compact 3L is a dust class "L" wet and dry extraction unit, specially developed for use with equipment.



Advantages

- Optimum protection against fine dusts (99.9% filtration efficiency) using a 2-stage filter system with M Class fine filters, optional also H/Hepa filters (No. 90003 4410/-4420).
- 25 % increase in the filter capacity at the press of a button using the free-filter system.
- Extremely powerful due to high-speed suction turbine with 1 200 Watt and max. 3 700 l/min (129.50 cfm).

Details

- Wet suction function makes it ideal for use with water-cooled trimming procedures.
- Dust free removal using an extremely tear-proof, large filter bag (15 l) made from nano-fiber fleece with integrated sealing system.
- Long service life of the washable PET fleece fine filter.

Technical data

Permissible mains voltage / frequency	230 V, 50/60 Hz 120 V, 60 Hz
Nominal voltage	230 V / 120 V
Suction turbine power*	1200 W (230 V) / 840 W (120 V)
Volume flow (max.)	3700 l/min (2.17 ft ³ /s)
Max. depression	250 hPa (230 V) / 230 hPa (120 V)
Filter quality	Class M according to EN 60335-2-69
Max. connected load for appliance socket	2400 W (230 V) / 600 W (120 V)
LpA** (at max. volume flow)	66,3 dB(A)
Weight (empty)	approx. 10 kg (22 lbs)
Dimensions (W x H x D)	385 x 600 x 480 mm (15.2 x 23.6 x 18.9")
Capacity of dust retainer	30 l / (7.9 gal)

*) at nominal voltage

**) sound pressure level

Ordering information

Vortex compact 3L , 230–240 V, 1 filter bag, 3 m of tubing	No. 2924 5000
Vortex compact 3L , 120 V, 1 filter bag, 3 m of tubing	No. 2924 6000
Waste bag , 5 pieces	No. 2924 5002
Dust bag , 5 pieces	No. 2924 5003
Fine filter , 1 piece	No. 2924 5004
Cloth filter , 1 piece	No. 2924 5005

Suitable accessories

H/Hepa Fine Filter, Extractor clamp, Extractor Switch → Page 41

Further information

www.renfert.com/P157





Dustex master plus

Dust Extractor Box

The non-tip and non-slip Dustex master plus extractor box protects against splinters, dust and fumes. An ergonomically well-conceived form and height-adjustable arm rests enable free, comfortable working.

Technical data

Permissible mains voltage / frequency	220–240 V, 50/60 Hz 100–120 V, 50/60 Hz
Lamp power	16 W
Ø suction fittings, interior	35 mm (1.38")
Ø suction fittings, exterior	40 mm (1.57")
Weight	5 kg (11.0 lbs)
Dimensions (W x H x D)	380 x 285 x 400 mm (15.0 x 11.2 x 15.8")
Working chamber (volume)	17 l (4.5 gal)

Ordering information

Dustex master plus , 220–240 V, Dust box, fluorescent light with lamp cover, extraction port kit, armrests	No. 2626 0105
Dustex master plus , 100–120 V, Dust box, fluorescent light with lamp cover, extraction port kit, armrests	No. 2626 1105
1 High quality magnifier with flexible swan-neck	No. 2626 0300
2 Gold filter	No. 2626 0600

The suitable complement

SILENT TS workplace extraction unit → Page 35

Further information

www.renfert.com/P934



Advantages

- Extraction directly at the object ensures a clear view.
- Maximum freedom of movement thanks to a large inner volume (17 l).
- PerfectView: Innovative LED Technology for best contour and detail recognition.

Details

- Comfortable working due to large arm inlets.
- Bright, built-in illumination with 4 800 Lux.
- High safety thanks to laminated protective screen with silicone coating.
- Versatile use due to compact and sturdy, light-weight powder-coated housing.
- Practical wooden support, made of hard beech wood.



SILENT

Accessories



Special dust bag

For SILENT TS and SILENT TS2.

- High intake capacity: 7.5 l filling volume.
- Resilient, fully synthetic material, tear-resistant and sealable.
- Class M dust bag (DIN EN 60335-2-69).

Caster set

Helps easy, flexible placement of the unit.

- Casters are quickly and easily assembled.

Universal hose connector adapter

Suitable for most common sized hoses.

- Accurately fitting connection without cutting to size.

Exhaust air adapter

For external exhaust air duct.

- Reduces the heat in the laboratory.

Silencer Inline silencer

- Up to 50% reduction of the perceptible extraction noise, with constant suction power.
- Quick and easy installation on the suction hoses.

Ordering information

1	End bushings set, 2 pieces	No. 2921 0003
2	Suction hose, 3 m (with 2 mufflers)	No. 90003 4240
2	Suction hose, 3 m, antistatic (with 2 mufflers)	No. 90003 4826
3	Suction hose, 6 m	No. 90115 0823
3	Suction hose, 9 m	No. 90215 0823
4	Special dust-bag, synthetic, 5 pieces	No. 2921 0002
5	Universal adapter for hose connection	No. 90003 4305
6	Universal adapter for suction hose	No. 90003 4430
7	Silencer	No. 2956 0000
8	Castors, for SILENT TS/TS2, 4 pieces	No. 2921 0001
9	Adapter for external exhaust air duct, for SILENT TS/TS2	No. 2921 0004



Tip!
We recommend aligning the silencer vertically to obtain the full performance of noise reduction.



Extractor clamp

With this practical accessory your dental lab work station can be subsequently fitted with an extractor unit.

Advantages

- Robust clamp made of beech wood.
- Secure fixture to work tables of 20–40 mm thickness.
- Variable and individual connection for extraction hose on the right or on the left (fitting 40 mm / 1.58").



Ordering information

Extractor clamp (without glass shield)	No. 2925 0000
Glass shield with holder	No. 2925 1000

Extractor Switch

For connecting 2 dust producing devices to Renfert extraction units.

Advantages

- Via selection switch individually adjustable to one or two extraction openings.
- Tool free and fast connection.



Ordering information

Extractor Switch incl. 4 mufflers (without hose) Ø suction fittings, interior/exterior 35 mm / 40 mm (1.38" / 1.57")	No. 2926 0000
Ø muffler interior/exterior 38 mm / 46 mm (1.50" / 1.81")	
End bushings set , 2 pieces	No. 2921 0003
Suction hose , 3 m (incl. 2 mufflers)	No. 90003 4240
Suction hose , 6 m	No. 90115 0823
Suction hose , 9 m	No. 9021 50823

Grinding box

Acrylic grinding box with built-in magnifying glass.

Advantages

- Prevents ground dust from spreading.
- Very easy and particularly flexible to use.
- Optimal control of the piece of work with integrated 2x magnifying glass.



Ordering information

Grinding box	No. 2625 0000
---------------------	---------------

H/Hepa Fine Filter

Even greater safety provided by a filtration efficiency of 99.995 %.

Advantages

- Toolless, quick change of the filter.
- Available for SILENT TS, SILENT TS2 and Vortex compact 3L.
- Each filter is delivered with an individual certificate (tested according to DIN EN/IEC 60335-2-69 A.3/AA.22.201.2 and EN 1822-5 Hepa Filters / MIL-STD 282 Type: C).



Ordering information

H+Hepa filter SILENT TS/TS2 , set	No. 90003 4410
H+Hepa filter Vortex compact 3L , 1 piece	No. 90003 4420

Vario jet

Recyclable sandblaster

The Vario jet is the ideal recycling sandblaster for economic sandblasting. It can be operated in both automatic and manual modes.



“With only 4 CrCo frameworks per day Vario jet pays for itself very quickly thanks to 50% saving in abrasives and time.”

Christian Pilz
Product Management, Dental Technician

Advantages

- Exact coordination of the essential sandblasting parameters (pressure, time, grit size).
- Intelligent extraction system: only unusable fine dust is extracted.
- High degree of freedom of movement due to easily removable sandblasting basket.

Details

- Intuitive operating logic.
- Program selection via a membrane keypad.
- Blasting pressure can be set from 1–6 bar (14.5–87 psi).
- Manometer pressure display.
- Automatic control of an external extraction with controlled shut-off delay between 5 and 30 sec.
- Inlet opening and connection possibility for a compressed-air-driven unit (microblaster, pneumatic deflasking chisel, outlet nozzle).
- Highly resistant, coated glass panel.
- Cotton-coated protective gloves.

Technical data

Permissible mains voltage / frequency	220–240 V, 50/60 Hz 100–120 V, 50/60 Hz
Power consumption	30 W
Max. power consumption of external dust extractor	1200 W
Working pressure	1–6 bar (14.5–87 psi)
Max. connection pressure	10 bar (145 psi)
Air consumption	200 l/min at 6 bar (7.06 cfm at 87 psi)
Dimensions (W x H x D)	405 x 650 x 460 mm (15.9 x 25.6 x 18.1")
Blasting chamber volume	25 l (6.6 gal)
Weight (empty)	26 kg (57.3 lbs)

Ordering information

Vario jet , 220–240 V	No. 2961 0000
Vario jet , 100–120 V	No. 2961 1000

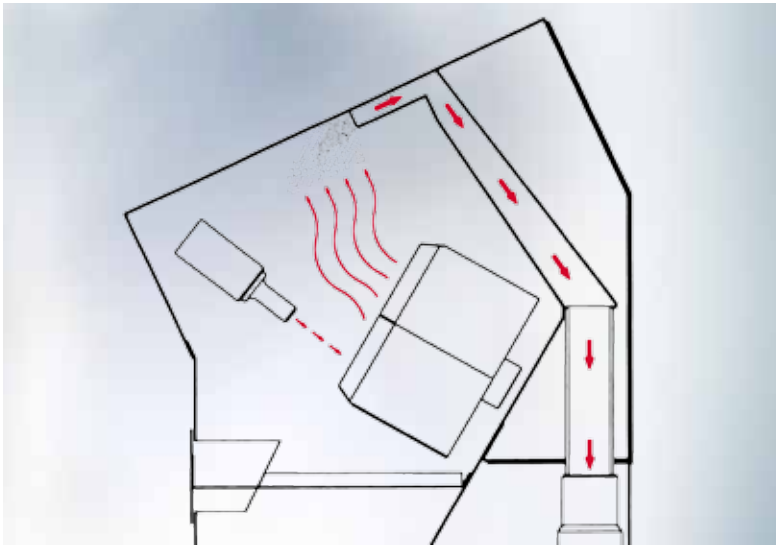
Suitable accessories

Cobra aluminum oxide 90–125 µm and 250 µm → Page 58

Further information

www.renfert.com/P139





The intelligent extraction system

50% saving in abrasive consumption. The extraction channels have been designed, so that only unusable fine dust is removed.

The nozzle

can be positioned in three different distances from the blasting basket. It is made from highly resistant boron carbide. The distance and angle of the nozzle to the casting is determined by the rotational direction of the basket, so that 100% blasting efficiency is achieved in minimal time.



The blasting basket

rotates with a special geometry. Up to 7 CrCo castings can be sandblasted simultaneously. On average a framework is sandblasted fully automatically in only 10 minutes. A rubber basket insert protects the frameworks and baskets. The blasting basket can be easily removed in only one step (for manual sandblasting).

Vario basic

Recyclable and fine sandblasting unit

The compact combination of recycling sandblaster and microblaster. A cost-effective, multifunctional solution for all relevant sandblasting work in the dental laboratory.



perfect
view

"We use high-performance compressed air filters in our test laboratory for clean, oil- and water-free compressed air. This considerably reduces the maintenance costs."

Christian Pilz
Product Management, Dental Technician

Advantages

- Can be upgraded with 1 to 4 microblasting tanks.
- 50% less abrasive consumption due to intelligent extraction system (only unusable fine dust is removed).
- PerfectView: Innovative LED Technology for best contour and detail recognition.

Details

- Individually adjustable recycling nozzle with the integrated Venturi principle and efficient sandblasting.
- Highly resistant coated glass panel.
- Replaceable, washable cuffs.
- Powder-coated metal housing.
- Internal tank selection switch for each microblaster tank, recycling sandblast operation or choice of an external compressed air unit.
- IT-Handpiece with exchangeable nozzles.
- Filter control with manual water separator for cleaning the supplied compressed air.
- Highly resistant boron carbide nozzle optionally available.
- Inlet opening and connection for a compressed air driven unit (e.g. deflasking chisel).

Technical data

Permissible mains voltage / frequency	220–240 V, 50/60 Hz 100–120 V, 50/60 Hz
Working pressure	1–6 bar (14.5–87 psi)
Max. connection pressure	10 bar (145 psi)
Air consumption	200 l/min at 6 bar (7.06 cfm at 87 psi)
Intensity of lighting	4800 Lux
Lamp power	16 W
Dimensions (W x H x D) 0–2 tank version	380 x 540 x 450 mm (15.0 x 21.3 x 17.7")
Dimensions (W x H x D) 3–4 tank version	380 x 540 x 540 mm (15.0 x 21.3 x 21.3")
Tank capacity	1000 ml (34 fl. oz.)
Blasting chamber volume	23 l (6.1 gal)
Weight (empty) without additional tanks	14 kg (31 lbs)

Ordering information

Vario basic base unit without blasting tanks, 220–240 V	No. 2960 0005
Vario basic base unit without blasting tanks, 100–120 V	No. 2960 1005
Additional tank right , incl. sandblasting nozzle 0.8 mm, 25–70 µm	No. 2954 0050
Additional tank left , incl. sandblasting nozzle 0.8 mm, 25–70 µm	No. 2954 0051
Additional tank right , incl. sandblasting nozzle 1.2 mm, 70–250 µm	No. 2954 0250
Additional tank left , incl. sandblasting nozzle 1.2 mm, 70–250 µm	No. 2954 0251
Wall bracket incl. 90° angled connector	No. 2960 0001
90° angled connector	No. 2960 0002
Protective grate for viewing screen	No. 2960 0003
Boron carbide nozzle	No. 90003 5520

Can be used as a wall-mounted or bench unit

Optional, the Vario basic (with only two blasting tanks) can be easily fixed in position using an easy to assemble wall mounting.

Suitable accessories

High-performance compressed air filters → Page 57

Further information

www.renfert.com/P138





The sand silo

A removable large particle separator prevents contamination of the abrasive. The large, funnel-shaped silo ensures permanent sand supply. The unit can be emptied via an opening in the silo floor.

The microblaster tanks (optional) hold approx. 1 000 ml of abrasives. They can be very easily extended without tools in a few steps via a quick-coupling and color-coded system.



Perfect view for perfect work.

→ Basic microblasters

To ensure that microblasting is easy requires a nozzle with exact focus and an ergonomic handle. Really optimum blasting depends on whether you can clearly see what you are work on. A perfect view is the key to the greatest possible accuracy – wherever and whenever you need it.



making work easy



Sandblasters that provide an optimum view and freedom of movement

The Basic units make sandblasting easier by providing a uniquely good view of the operator's hands and highly focused precision.

This is what makes work easier

- 1 drastic reduction of abrasive consumption
- 2 constant abrasive flow
- 3 bright blasting chamber throughout (4.800 Lux)
- 4 extremely precise nozzle
- 5 large viewing panel



perfect view



compact



tool included



easy use



Renfert

**WORKFLOW
GUARANTEE**

3 year guarantee
10 year spare parts service
Activity guarantee



Christian Maier
Master Dental Technician



making work easy
for me means ...

... that my framework is optimally
illuminated in the working area.
Contrasts and contours are
perfectly displayed.



Minimize costs long-term

Independent tests of different microblasters have shown that significantly less abrasive is used with Renfert microblasters thanks to the unique mixing chamber technology and minimum to no post blasting. This reduces your blasting costs by up to 80%.



See brightly and clearly

Producing optimum work requires a perfect view of the object. Thanks to a brightly illuminated blasting chamber with special daylight LED throughout (4800 Lux) greater contrasts and clearer differences can be seen on the illuminated object. The ideal balance between diffuse and directed light ensures the best contour and detail recognition. Ergonomic hose routing guarantees clear viewing conditions and the color-coded system on the tank lids, the tank positioning, handpieces and tank selection switch make the unit very easy to operate.

Ensure quality with precision

The uniformity of abrasive flow, abrasive power and jet pattern is essential. The special nozzle geometry and mixing chamber technology enable highly focused sandblasting. This allows you to achieve uniform, reproducible surface conditioning ensuring perfect bonding properties – and therefore visibly higher quality.

Overview Sandblasters

	Basic eco	Basic classic	Basic master	Basic quattro	Basic quattro IS
Number of tanks	1–2	1–2	2	2–4	2–4
Blasting chamber volumes	10l	14l	20l	20l	20l
Blow-out nozzle	–	–	–	✓	✓
Immediate stop function	–	–	–	–	✓
Individual pressure setting for each tank	–	–	–	–	✓
Silicone-coated glass	–	optional	✓	✓	✓



Basic quattro IS

Fine sandblasting unit with 2–4 tanks

Professional, comfortable sandblasting unit with 2 to 4 tanks. Provides precision & processing safety for every procedure.



perfect view



easy use



tool included



Source: Oliver Brix

Advantages

- Controlled and exact sandblasting of finely detailed objects thanks to integrated quick stop technology ,IS' (Immediate Stop) enabling start/stop within seconds of the sandblasting process.
- Precise and reliable processing at best possible cost effectiveness with the special mixing chamber technology.
- Quick and safe operation due to exact pressure adjustment and control of actual pressure for every tank.
- Large sandblasting chamber (20 l) allows maximum freedom of movement.

Making work easy

The unique mixing chamber provides an optimal air/abrasive mixture for the most efficient blasting process assuring that very little blasting media goes to waste.

Moreover, the unit is particularly suitable for the extremely delicate fissure blasting thanks to the Immediate Stop Function.

Technical data

Permissible mains voltage / frequency	220–240 V, 50/60 Hz 100–120 V, 50/60 Hz
Working pressure	1–6 bar (14,5–87 psi)
Max. connection pressure	8 bar (116 psi)
Air consumption	98 l/min at 6 bar (3.46 cfm at 87psi)
Intensity of lighting	4800 Lux
Lamp power	16 W
Dimensions (W x H x D) 1–2 tank version	395 x 320 x 510 mm (15.6 x 12.6 x 20.1")
Dimensions (W x H x D) 3–4 tank version	395 x 320 x 610 mm (15.6 x 12.6 x 24.0")
Tank capacity	1000 ml (34 fl. oz.)
Number of tanks	2–4
Blasting chamber volume	20 l (5.3 gal)
Weight (empty) 2-tank version	11,5 kg (25.4 lbs)

Ordering information

Basic quattro IS , 220–240 V, 1 x 25–70 µm, 1 x 70–250 µm, incl. 2 nozzles 0.8 mm / 1.2 mm	No. 2959 0000
Basic quattro IS , 100–120 V, 1 x 25–70 µm, 1 x 70–250 µm, incl. 2 nozzles 0.8 mm / 1.2 mm	No. 2959 1000
Additional tank , incl. nozzle 0.8 mm, 25–70 µm	No. 2959 0050
Additional tank , incl. nozzle 1.2 mm, 70–250 µm	No. 2959 0250

Suitable accessories

Large selection of sandblasting nozzles → Page 56
 High performance compressed air filter → Page 57
 Abrasives → Page 58

#RenfertBlog

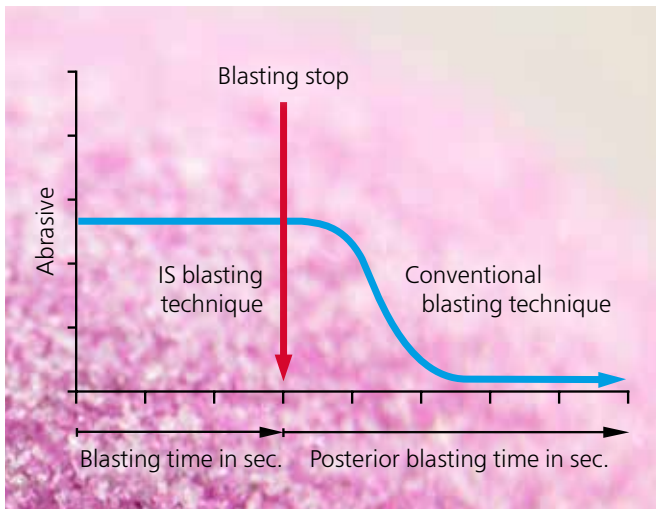
"Sandblasted and not layered" by Oliver Brix
 → blog.renfert.com



Further information

www.renfert.com/P129





Integrated Immediate Stop Technique (Immediate Stop)

The foot switch controls the pneumatic valves. This allows the blasting process to begin or end instantly. The control system allows a very precise dosage of blasting material and prevents posterior sandblasting at the same time (savings on blasting material!).

The Immediate Stop function enables focused sandblasting for e.g. devesting delicate restorations (all porcelain/ pressable ceramics, inlays, telescope units, thin crown margins), sandblasting fissures, treatment of precision attachments as well as surface conditioning on alloys and porcelain.

The exact control over pressure

After switching on the unit the blasting tanks are permanently under pressure. On switching off the unit the tanks remain under pressure for several hours so the pressure does not need to be continuously regained. This means the adjustable pressure for each tank is ready for use immediately on starting the blasting process and also after short interruptions.

Tank selector switch and pressure regulator

Individual tanks and pressure adjustment can be comfortably selected from within the blasting chamber.

Tank upgrade

Easy tank upgrade, tool-free due to the quick connection and color-coded system.



Foot switch

Foot switch can be activated from any position (360°).



Unique

The manometers mounted in the tank lid provide information about the actual pressure at the nozzle and not about the static pressure in the tank. The desired pressure can be individually regulated on each tank.

Basic quattro

Fine sandblasting unit with 2–4 tanks

Convenient, flexible premium class microblaster with 2–4 tanks.



tool
included



perfect
view



Advantages

- Very easy, toolless tank extension via quick-release coupling and colour-coded system.
- Precise blasting with the special mixing chamber technology (Venturi principle).
- Easy hand and framework cleaning using the integrated blow-out nozzle.

Details

- The Basic quattro enables several applications simultaneously in a compact space, e.g. surface conditioning, devesting and preparation of metal frameworks for oxide firing.
- The Basic quattro can be quickly retrofitted in the lab with up to four tanks, with e.g. the following arrangement: 50 µm Cobra, 50 µm Rolloblast, 90–125 µm Cobra and 250 µm Cobra.
- Abrasive chamber volume: 20 l.

Technical data

Permissible mains voltage / frequency	220–240 V, 50/60 Hz 100–120 V, 50/60 Hz
Working pressure	1–8 bar (14,5–116 psi)
Max. connection pressure	8 bar (116 psi)
Air consumption	98 l/min at 6 bar (3.46 cfm at 87 psi)
Intensity of lighting	4800 Lux
Lamp power	16 W
Dimensions (W x H x D) 1–2 tank version	395 x 285 x 460 mm (15.6 x 11.2 x 18.1")
Dimensions (W x H x D) 3–4 tank version	395 x 285 x 560 mm (15.6 x 11.2 x 22.0")
Tank capacity	1000 ml (34 fl. oz.)
Number of tanks	2–4
Blasting chamber volume	20 l (5.3 gal)
Weight (empty) 2-tank version	8,9 kg (19.6 lbs)

Ordering information

Basic quattro , 220–240 V, 1 x 25–70 µm, 1 x 70–250 µm, incl. 2 nozzles 0.8 mm / 1.2 mm	No. 2958 0000
Basic quattro , 100–120 V, 1 x 25–70 µm, 1 x 70–250 µm, incl. 2 nozzles 0.8 mm / 1.2 mm	No. 2958 1000
Additional tank , incl. nozzle 0.8 mm, 25–70 µm	No. 2958 0050
Additional tank , incl. nozzle 1.2 mm, 70–250 µm	No. 2958 0250

Suitable accessories

Large selection of sandblasting nozzles → Page 56
High performance compressed air filter → Page 57
Abrasives → Page 58

HowTo-Video

Tank assembly in only a few stages.
www.youtu.be/ex2iH2QwLww



Further information

www.renfert.com/P126





perfect
view



tool
included



Basic master

Fine sandblasting unit with 2 tanks

The Basic master microblaster is a genuine space-saver and provides great freedom of movement. The unit is equipped with 2 tanks.

Technical data

Permissible mains voltage / frequency	220–240 V, 50/60 Hz 100–120 V, 50/60 Hz
Working pressure	1–8 bar (14,5–116 psi)
Max. connection pressure	8 bar (116 psi)
Air consumption	98 l/min at 6 bar (3.46 cfm at 87 psi)
Intensity of lighting	4800 Lux
Lamp power	16 W
Dimensions (W x H x D)	395 x 285 x 460 mm (15.6 x 11.2 x 18.1")
Tank capacity	1000 ml (34 fl. oz.)
Number of tanks	2
Blasting chamber volume	20 l (5.3 gal)
Weight (empty) 2-tank version	8,1 kg (17.9 lbs)

Ordering information

Basic master , 220–240 V, 2 x 25–70 µm, incl. 2 nozzles 0.8 mm	No. 2948 2000
Basic master , 220–240 V, 1 x 25–70 µm, 1 x 70–250 µm, incl. 2 nozzles 0.8 mm / 1.2 mm	No. 2948 2025
Basic master , 220–240 V, 2 x 70–250 µm, incl. 2 nozzles 1.2 mm	No. 2948 2250
Basic master , 100–120 V, 2 x 25–70 µm, incl. 2 nozzles 0.8 mm	No. 2948 4000
Basic master , 100–120 V, 1 x 25–70 µm, 1 x 70–250 µm, incl. 2 nozzles 0.8 mm / 1.2 mm	No. 2948 4025
Basic master , 100–120 V, 2 x 70–250 µm, incl. 2 nozzles 1.2 mm	No. 2948 4250

Suitable accessories

Large selection of sandblasting nozzles → Page 56
High performance compressed air filter → Page 57
Abrasives → Page 58

Further information

www.renfert.com/P124



Tip – Cold siliconizing in the sandblasting unit
3M Espe recommends exclusive use of the Basic series of Renfert sandblasting units with Rocatec™. The advantage: the coverage is absolutely uniform using the prescribed impact energy.

Advantages

- Precise blasting with the special mixing chamber technology (Venturi principle).
- Large volume blasting chamber provides maximum freedom of movement.
- Ventilation slots ensure optimal ventilation of the blasting chamber and a clear view (PerfectView-Concept).

Details

- The many extras in terms of ergonomics, ventilation and durability optimise continuous operation of the unit.
- There are also two abrasive tanks for all the standard requirements in dental technology, e.g. precious metal and ceramic with abrasives from 25–70 µm and 70–250 µm.
- Abrasive chamber volume: 20 l.

Basic classic

Fine sandblasting unit with 1–2 tanks

Basic classic is the low-priced entry to professional microblasting technology; a compact unit in the basic version with up to 2 tanks.



Advantages

- Precise blasting with the special mixing chamber technology (Venturi principle).
- Can be extended to 2 tanks without the use of tools.
- Efficient working thanks to the tank selection switch inside the sandblasting chamber.

Details

- Its slim design ensures that it can be operated in the smallest space.
- The two abrasive tanks cover the usual requirements in dental technology, e.g. precious metal and ceramic with abrasive from 25–70 µm and 70–250 µm.
- Abrasive chamber volume: 14 l.

Technical data

Permissible mains voltage / frequency	220–240 V, 50/60 Hz 100–120 V, 50/60 Hz
Working pressure	1–8 bar (14,5–116 psi)
Max. connection pressure	8 bar (116 psi)
Air consumption	98 l/min at 6 bar (3.46 cfm at 87 psi)
Intensity of lighting	4800 Lux
Lamp power	16 W
Dimensions (W x H x D)	355 x 270 x 415 mm (14.0 x 10.6 x 16.3")
Tank capacity	1000 ml (34 fl. oz.)
Number of tanks	1–2
Blasting chamber volume	14 l (3.7 gal)
Weight (empty) 1-tank	5,4 kg (11.9 lbs)
Weight (empty) 2-tanks	6,5 kg (14.3 lbs)

Ordering information

Basic classic , 220–240 V, 1 x 25–70 µm, incl. nozzle 0.8 mm	No. 2947 1050
Basic classic , 220–240 V, 1 x 70–250 µm, incl. nozzle 1.2 mm	No. 2947 1250
Basic classic , 220–240 V, 2 x 25–70 µm, incl. 2 nozzles 0.8 mm	No. 2947 2000
Basic classic , 220–240 V, 1 x 25–70 µm, 1 x 70–250 µm, incl. 2 nozzles 0.8 mm / 1.2 mm	No. 2947 2025
Basic classic , 220–240 V, 2 x 70–250 µm, incl. 2 nozzles 1.2 mm	No. 2947 2250
Basic classic , 100–120 V, 1 x 25–70 µm, incl. nozzle 0.8 mm	No. 2947 3050
Basic classic , 100–120 V, 1 x 70–250 µm, incl. nozzle 1.2 mm	No. 2947 3250
Basic classic , 100–120 V, 2 x 25–70 µm, incl. 2 nozzles 0.8 mm	No. 2947 4000
Basic classic , 100–120 V, 1 x 25–70 µm, 1 x 70–250 µm, incl. 2 nozzles 0.8 mm / 1.2 mm	No. 2947 4025
Basic classic , 100–120 V, 2 x 70–250 µm, incl. 2 nozzles 1.2 mm	No. 2947 4250
Retrofit tank , 25–70 µm, incl. nozzle 0.8 mm	No. 2947 0050
Retrofit tank , 70–250 µm, incl. nozzle 1.2 mm	No. 2947 0250

Suitable accessories

Large selection of sandblasting nozzles → Page 56
 High performance compressed air filter → Page 57
 Abrasives → Page 58

Further information

www.renfert.com/P131





perfect
view



tool
included



compact



Basic eco

Fine sandblasting unit with 1–2 tanks

The Basic eco microblaster with up to two tanks offers high precision in a minimum space thanks to its compact dimensions. Top blasting technology and an attractive price-performance ratio combine to provide an ideal product for first-time users and laboratories where space is at a premium.

Technical data

Permissible mains voltage / frequency	220–240 V, 50/60 Hz 120 V, 50/60 Hz
Working pressure	1–6 bar (14.5–87 psi)
Max. connection pressure	6 bar (87 psi)
Air consumption	98 l/min at 6 bar (3.46 cfm at 87 psi)
Intensity of lighting	4800 Lux
Lamp power	9 W
Dimensions (W x H x D)	350 x 275 x 400 mm (13.8 x 10.8 x 15.7")
Tank capacity	1000 ml (34 fl. oz.)
Number of tanks	1–2
Blasting chamber volume	10 l (2.64 gal)
Weight (empty) 1-tank	4,4 kg (9.7 lbs)
Weight (empty) 2-tanks	5,5 kg (12.1 lbs)

Ordering information

Basic eco , 220–240 V, 1 x 25–70 µm, incl. nozzle 0.8 mm	No. 2949 1050
Basic eco , 220–240 V, 1 x 70–250 µm, incl. nozzle 1.2 mm	No. 2949 1250
Basic eco , 220–240 V, 1 x 25–70 µm, 1 x 70–250 µm, incl. 2 nozzles 0.8 mm / 1.2 mm	No. 2949 2025
Basic eco , 120 V, 1 x 25–70 µm, incl. nozzle 0.8 mm	No. 2949 3050
Basic eco , 120 V, 1 x 70–250 µm, incl. nozzle 1.2 mm	No. 2949 3250
Basic eco , 120 V, 1 x 25–70 µm, 1 x 70–250 µm, incl. 2 nozzles 0.8 mm / 1.2 mm	No. 2949 4025
Retrofit tank , 25–70 µm, incl. nozzle 0.8 mm	No. 2947 0050
Retrofit tank , 70–250 µm, incl. nozzle 1.2 mm	No. 2947 0250

“Focused sandblasting greatly facilitates processing of sensitive restorations.”

Christian Pilz

Product Management, Dental Technician

Advantages

- Maximum field of vision thanks to a large viewing panel with innovative LED lighting.
- Process reliability based on many years of experience in dental sandblasting technology.
- Savings in abrasives by using optimal air-abrasive mixture.

Details

- Uniform flow of abrasive guarantees homogeneous surface conditioning.
- Reduction in operating costs thanks to very low abrasive consumption.
- Efficient operation due to placement of the tank selection switch on the inside of the blasting chamber.
- Tank extension and connection of pressure hoses can be performed using the color-coded system in-house by any personnel.
- Longer service life of the IT nozzles made from special tungsten carbide.
- Blasting chamber volume: 10 l.

Renfert focused jet

Focused jet of
a competitor

Basic mobil

Mobile fine sandblasting unit



Renfert blasting technology has been reduced to a basic design in the Basic mobil sandblasters. Mobile use only requires connection to the compressed air.

Advantages

- Ideal use with existing abrasive chamber.
- Control using pneumatic foot switch.
- Individual blasting pressure of 1–6 bar. Pressure display via manometer.

Technical data

Working pressure	1–6 bar (14,5–87 psi)
Max. connection pressure	8 bar (116 psi)
Air consumption	120 l/min at 6 bar (4.24 cfm at 87 psi)
Tank capacity	1000 ml (34 fl.oz.)
Dimensions (W x H x D)	220 x 260 x 130 mm (8.7 x 10.2 x 5.1")
Weight (empty)	~2,5 kg (5.5 lbs)

Ordering information

Basic mobil with foot switch , 25–70 µm, incl. nozzle 0.8 mm	No. 29143050
Basic mobil with foot switch , 70–250 µm, ncl. nozzle 1.2 mm	No. 29143250

IT sandblasting nozzles

Blasting nozzles for the Basic units



The quality and speed for sandblasting castings depend on the combination of abrasive agent and sandblasting nozzle as well as on use of the optimum sandblasting technique.

Advantages

- Service life of nozzles is four times longer than that of standard nozzles, as they are made of a highly resistant high-tech material.
- Excellent control and focusing of the abrasive agent due to the extended shape of the nozzle.
- Optimum sandblasting nozzles for all applications.

Ordering information

Sandblasting nozzles	Cobra (µm)		Rolloblast (µm)		Rocatec Pre & Plus	3M Espe Soft
	25	50	90	110	125	250
Ø 0,40 mm, No. 90002 1203	✓					
Ø 0,60 mm, No. 90003 3213	✓				✓	✓
Ø 0,80 mm, No. 90002 1204	✓	✓	✓		✓	✓
Ø 1,00 mm, No. 90003 3211		✓	✓	✓	✓	✓
Ø 1,20 mm, No. 90003 3214	✓	✓	✓	✓	✓	✓
Ø 1,40 mm, No. 90002 1205			✓	✓	✓	✓
Ø 2,00 mm, No. 90002 1206					✓	
Ø 1,5x3,5 mm, No. 90003 1739			✓	✓	✓	

✓ highly recommended ✓ recommended

Optional tanks

Additional tanks for Basic units



Tank assembly in only a few steps.

Advantages

- Tool-free tank extension via quick-release coupling and color-coded system.
- Individual design of the tank for 25–70 µm or 70–250 µm abrasives.
- Transparent tank for checking the filling level.

Making work easy

Tank assembly in only a few stages.

www.youtube.be/ybUKitnDUyU



High performance compressed air filter



No more problems in compressed air supply systems due to condensation water, oil, color residue or rust particles from compressors. The compressed air filter prevents clumping of the sandblasting abrasive and blockage of the fine channels of compressed air units.

Advantages

- Three-step filter system: Prefilter, fine filter and active carbon filter.
- Three users can be connected to one filter.
- All filters can be easily exchanged.

Ordering information

Additional tank right, 25–70 µm, incl. sandblasting nozzle 0.8 mm, Vario basic	No. 29540050
Additional tank left, 25–70 µm, incl. sandblasting nozzle 0.8 mm, Vario basic	No. 29540051
Additional tank right, 70–250 µm, incl. sandblasting nozzle 1.2 mm, Vario basic	No. 29540250
Additional tank left, 70–250 µm, incl. sandblasting nozzle 1.2 mm, Vario basic	No. 29540251
Additional tank, 25–70 µm, incl. nozzle 0.8 mm, Basic quattro IS	No. 29590050
Additional tank, 70–250 µm, incl. nozzle 1.2 mm, Basic quattro IS	No. 29590250
Additional tank, 25–70 µm, incl. nozzle 0.8 mm, Basic quattro	No. 29580050
Additional tank, 70–250 µm, incl. nozzle 1.2 mm, Basic quattro	No. 29580250
Retrofit tank, 25–70 µm, incl. nozzle 0.8 mm, Basic classic	No. 29470050
Retrofit tank, 70–250 µm, incl. nozzle 1.2 mm, Basic classic	No. 29470250

Technical data

Working pressure max	10 bar (145 psi)
Air quality	ISO 8573-1, Class 1.7.1
Flow rate / minute	420 l (14.8 cfm) / 6.3 bar (91 psi)
Dimensions	210 x 280 mm (8.3 x 11.0")

Ordering information

Compressed air filter incl. connection set and filter inserts	No. 29400000
--	--------------

Cobra & Rolloblast

Sandblasting material

Renfert abrasives are supplied in acrylic canisters or buckets to preserve their high quality. The hermetic seals on these containers prevent any humidity entering. The 5 kg canisters are easy to handle. The abrasive can be comfortably poured into the module.



Cobra

This abrasive contains one of the hardest materials: aluminium oxide (Al_2O_3).

Advantages

- Extremely sharp-edged.
- Low to very high abrasive effect dependant on size.
- Extremely pure – approx. 99.7% Al_2O_3 .

Rolloblast

Non-abrasive glass beads for smoothing and condensing of surfaces.


Advantages

- Guarantees silky matt surface with no light reflection.
- For the finest surface treatment of precious and non-precious metal alloys.
- Does not cause silicosis.

Ordering information

Cobra 25 µm , white, 5 kg canister (11.04 lbs.)	No. 1594 1105
Cobra 50 µm , white, 5 kg canister (11.04 lbs.)	No. 1594 1205
Cobra 50 µm , white, 20 kg bucket (44.16 lbs.)	No. 1594 2220
Cobra 90 µm , white, 5 kg canister (11.04 lbs.)	No. 1584 1005
Cobra 110 µm , white, 5 kg canister (11.04 lbs.)	No. 1583 1005
Cobra 110 µm , white, 20 kg bucket (44.16 lbs.)	No. 1583 1020
Cobra 125 µm , pink, 5 kg canister (11.04 lbs.)	No. 1587 1005
Cobra 125 µm , pink, 20 kg bucket (44.16 lbs.)	No. 1587 1020
Cobra 250 µm , white, 5 kg canister (11.04 lbs.)	No. 1585 1005
Cobra 250 µm , white, 20 kg bucket (44.16 lbs.)	No. 1585 1020
Rolloblast 50 µm , 5 kg canister (11.04 lbs.)	No. 1594 1305
Rolloblast 50 µm , 12,5 kg canister (27.6 lbs.)	No. 1594 2312
Rolloblast 100 µm , 5 kg canister (11.04 lbs.)	No. 1589 1005

Grain size



Cobra 25 µm
(450 mesh)



Cobra 50 µm
(270 mesh)




Cobra 90–125 µm
(200–115 mesh)



Cobra 250 µm
(60 mesh)



Rolloblast 50 µm
(400–200 mesh)



Rolloblast 100 µm
(170–100 mesh)



Power pillo

Pillo

Power pillo / Pillo

Deflasking chisel

Stresses in bridges, cracks in acrylic dentures and splintered teeth are things of the past. Laboratory-fabricated restorations are gently, easily and quickly deflasked using the Power pillo and Pillo pneumatic chisels.

Technical data – Power pillo

Nominal operating pressure	5 bar (72 psi)
Operating pressure	4–6 bar (58–87 psi)
Air consumption, max.	10 l/min (0.35 cfm)
Piston frequency	130 Hz
Ahv*	5,2 m/s ²
Dimensions (Ø x Length)	Ø 29 x 168 mm (Ø 1.14 x 6.6")
Weight	approx. 398 g (14.0 oz.)

Technical data – Pillo

Nominal operating pressure	5 bar (72 psi)
Operating pressure	4–6 bar (58–87 psi)
Air consumption, max.	9 l/min (0.32 cfm)
Piston frequency	110 Hz
Ahv*	7,3 m/s ²
Dimensions (Ø x Length)	Ø 29 x 157 mm (Ø 1.14 x 6.2")
Weight	approx. 300 g (10.6 oz.)

* Hand/arm vibration in accord. with EN ISO 5349-1

Ordering information

Power pillo , Deflasking chisel, chisel insert No. 5022 0200, connecting hose (2 m/78.7"), set of connection filters	No. 5022 5000
Pillo , Deflasking chisel, chisel insert No. 5022 0200, connecting hose (2 m/78.7"), set of connection filters	No. 5022 4000
1 Flat chisel, narrow	No. 5022 0100
2 Flat chisel, wide	No. 5022 0200
3 Hollow-ground chisel	No. 5022 0300
4 Pointed chisel	No. 5022 0400



"The risk of denture breakage is very high using nippers or a hammer, even with careful devesting. Quick and finely dispensed devesting in only approximately 1 minute using the professional deflasking pneumatic chisel (Power) Pillo is the economic alternative."

Sabine König, Product Management

Advantages

- Save time and money with powerful and gentle devesting of sensitive restorations (castings, dentures).
- Absolutely maintenance-free due to special oil-free mechanism.
- Maximum health protection provided by minimal transmission of vibration to the joints.

Features

The Power pillo delivers a higher performance, smoother running and a quick-release coupling connection.

Details

- Infinitely variable power setting.
- Four different tungsten carbide chisel inserts are optionally available.
- The ergonomic form provides an optimum, reliable grip and a high degree of working comfort.


Perfect mixing. Every time.

→ Twister mixing technology

silent



easy use



Vacuum mixers creating the basis for perfect results

Achieve optimum mixing of homogeneous, bubble-free dental plasters, investments, alginates and silicones in just a few steps with Twister mixing units.

This is what makes work easier

- 1 very homogeneous mixing
- 2 clear display
- 3 convenient one-hand operation
- 4 large selection of bowls
- 5 flexible installation (wall or bench unit)



Renfert

WORKFLOW GUARANTEE

3 year guarantee
10 year spare parts service
Activity guarantee



Achieve homogeneous results

The all-round, optimized vacuum technology provides homogeneous mixing as the basis for perfect restorations. Whether vacuum build-up via membrane pump or compressed air: both versions build up the required vacuum with impressive speed.



Relaxed, flexible working

Convenient one-hand operation, thanks to automatic bowl connection via the vacuum, and the large, bright and clear display which provide maximum operating comfort. The Twister mixers can be used as wall or bench units.



Mix any amount

A feature of all Twister units is the reproducibility of the results. This applies in particular to the evolution models. With over 100 programs the individual, optimum mixing parameters can be called up again and again using a simple press of a button.

making work easy
for me means ...

... that operation is intuitive and simple, so that all mixing parameters can be entered quickly.

Malek Misrabi
Master Dental Technician

Overview Mixing technology

	Twister evolution	Twister evolution venturi	Twister	Twister venturi
Membrane pump	✓	–	✓	–
Venturi (compressed air)	–	✓	–	✓
Programmable	✓	✓	–	–

Twister evolution Twister evolution venturi

Vacuum mixing units

Twister evolution und Twister evolution venturi embody mixing technology without compromises. Operation is intuitive and the reproducibility at the press of a button meets every requirement.



easy use



silent



Advantages

- The high torque of the mixing motor ensures reliable processing of large amounts of mixing material.
- Intuitive programming and operation using a large, highly luminous display.
- The vacuum, which can be regulated from 70% to 100%, prevents bubbles with certain plasters and duplicating silicones.

Features

The units have the same functions. The only difference is in the vacuum generating technology. While the Twister evolution operates using a motor pump, the Twister evolution venturi produces the vacuum with the aid of compressed air.

Technical data – Twister evolution

Permissible mains voltage / frequency	100–240 V, 50/60 Hz
Power consumption	180 VA
Vacuum pump capacity	16 l/min (0.56 cfm)
Max. vacuum / Bowl pressure abs.	≈ -890 mbar / ≈ 80 mbar (-12.9 psi / 1.16 psi)
Rotational speed	100–450 1/min
Vacuum reduction	70–100 %
Dimensions (W x H x D) wall unit	152 x 285 x 235 mm (6.0 x 11.2 x 9.3")
Dimensions (W x H x D) with stand	230 x 640 x 295 mm (9.0 x 25.2 x 11.6")
Weight (without bowl)	5,2 kg (11.5 lbs)

Technical data – Twister evolution venturi

Permissible mains voltage / frequency	100–240 V, 50/60 Hz
Power consumption	180 VA
Connection pressure	5–6,5 bar (72.5–94.3 psi)
Max. vacuum / Bowl pressure abs.	≈ -890 mbar / ≈ 80 mbar (-12.9 psi / 1.16 psi)
Vacuum reduction	80 % / 100 %
Air consumption, approx.	46 l/min (1.62 cfm)
Rotational speed	100–450 1/min
Dimensions (W x H x D) wall unit	152 x 320 x 235 mm (6.0 x 12.6 x 9.3")
Dimensions (W x H x D) with stand	230 x 640 x 295 mm (9.0 x 25.2 x 11.6")
Weight (without bowl)	4,0 kg (8.8 lbs)

Ordering information

Twister evolution , 220–240 V, incl. 500 ml bowl and mixing paddle	No. 1828 0000
Twister evolution , 100–120 V, incl. 500 ml bowl and mixing paddle	No. 1828 1000
Twister evolution venturi , 220–240 V, incl. 500 ml bowl and mixing paddle	No. 1829 0000
Twister evolution venturi , 100–120 V, incl. 500 ml bowl and mixing paddle	No. 1829 1000

Suitable accessories

Mixing bowls and other accessories → Page 66

Further information

www.renfert.com/P787





P

Programmable

Units with the name “evolution” have over 100 custom programmable mixing programs.

- Quick processes.
- Standardized production process.
- User-friendly operation.

**Prespattulation**

The two prespattulation functions handle plaster and investment individually and prevent powder being thrown out of the mixing bowl. At the same time the mixing paddle “collects” powder from the top edges.

**Prevacuum**

Undesired reaction gases from investments are extracted by the prevacuum function before the main mixing time.

Main mixing cycle

The powerful motors of the Twister evolution effortlessly maintain the set mixing speed with any material, filling level and bowl size.

**Reverse rotation**

Dry agglomerates are broken up by the change of the paddle direction to ensure better wetting of the powder.

**Post vacuum**

The post vacuum of the Twister evolution reduces gas inclusions, which form later on the surface of the mixture.



“An important advantage for the customer are the consistently homogeneous mixing results: the powerful motors of the Twister with a speed of 100–450 rpm. effortlessly maintain the set mixing speeds in any situation.”

Tilo Burgbacher, Design and Development

Twister Twister venturi

Vacuum mixing units

Twister and Twister venturi are compact mixers with easy-to-use standard functions and powerful motor technology.



“The Twister venturi utilizes the existing compressed air supply of the laboratory and therefore makes a vacuum pump unnecessary. Another advantage is that the unit is virtually maintenance-free and cost-effective.”

Sabine König, Product Management

Advantages

- Optimized vacuum mixing technology produces homogeneous mixing results.
- Virtually maintenance-free components.
- Automatic bowl coupling enables convenient single-hand operation.

Features

The units generally all have the same functions. The only difference is in the technology for generating the vacuum. While the Twister operates using a motor pump, the Twister venturi produces the vacuum with the aid of compressed air.

Technical data – Twister

Permissible mains voltage / frequency	100–240 V, 50/60 Hz
Power consumption	180 VA
Vacuum pump capacity	16 l/min (0.56 cfm)
Max. vacuum / Bowl pressure abs.	≈ -890 mbar / ≈ 80 mbar (-12.9 psi / 1.16 psi)
Rotational speed	100–450 1/min
Vacuum reduction	70–100 %
Dimensions (W x H x D) wall unit	152 x 285 x 235 mm (6.0 x 11.2 x 9.3")
Dimensions (W x H x D) with stand	230 x 640 x 295 mm (9.0 x 25.2 x 11.6")
Weight (without bowl)	5,2 kg (11.5 lbs)

Technical data – Twister venturi

Permissible mains voltage / frequency	100–240 V, 50/60 Hz
Power consumption	180 VA
Connection pressure	5–6,5 bar (72.5–94.3 psi)
Max. vacuum / Bowl pressure abs.	≈ -890 mbar / ≈ 80 mbar (-12.9 psi / 1.16 psi)
Vacuum reduction	80 % / 100 %
Air consumption, approx	46 l/min (1.62 cfm)
Rotational speed	100–450 1/min
Dimensions (W x H x D) wall unit	152 x 320 x 235 mm (6.0 x 12.6 x 9.3")
Dimensions (W x H x D) with stand	230 x 640 x 295 mm (9.0 x 25.2 x 11.6")
Weight (without bowl)	4,0 kg (8.8 lbs)

Ordering information

Twister , 220–240 V, incl. 500 ml bowl and mixing paddle	No. 1826 0000
Twister , 100–120 V, incl. 500 ml bowl and mixing paddle	No. 1826 1000
Twister venturi , 220–240 V, incl. 500 ml bowl and mixing paddle	No. 1827 0000
Twister venturi , 100–120 V, incl. 500 ml bowl and mixing paddle	No. 1827 1000

Suitable accessories

Mixing bowls and other accessories → Page 66

Further information

www.renfert.com/P787





Direct manual control

All mixing parameters are entered easily and quickly.

Impressive motor power

The powerful motor guarantees homogeneous and bubble-free mixing with dental plasters, investments and silicones.

Vacuum level can be regulated

The vacuum level, which can be regulated between 70% (with Twister venturi 80%) and 100%, prevents boiling bubbles with certain plasters and duplicating silicones.



Universal use

The Twister units can be used for all the usual impression and model materials in dental technology.

Tip!

Mixing bowls contaminated with stubborn plaster residue can be effortlessly cleaned: simply add GO 2011 speed to the mixing bowl and allow to take effect according to the amount of plaster. The immediately activated bubble formation indicates the beginning of the cleaning process. Rinse the bowl briefly under water after cleaning with GO 2011 speed. Finished!



Mixing bowls

Well-designed paddle geometry for optimal, thorough mixing.

Advantages

- Marking indicates maximum filling capacity.
- Reservoir protects against unintentional over filling.
- Bowl made from high-strength polycarbonate.



Ordering information

	No. 65 ml	No. 200 ml	No. 500 ml	No. 700 ml	No. 1000 ml
Mixing bowl incl. paddle	18206500	18200200	18200500	18200700	18201001
Mixing paddle	18206510	18200210	18200510	18200710	18201010
Mixing bowl	18206520	18200220	18200520	18200720	18201020

Alginate mixing bowl

Specially designed for the requirements of alginates.

Advantages

- Bubble-free material thanks to the specially contoured mixing paddle for alginate material.
- The special surface coating ensures easy cleaning.



Ordering information

Alginate mixing bowl, incl. mixing paddle, 500 ml	No. 18230500
Alginate mixing paddle, 500 ml	No. 18230510

Mixing spatula

The mixing spatula for all bowls in the Twister range provides the optimum prespatulation tool, which is also used for scooping the mixed material completely out of the bowl.

Advantages

- Rounded edges protect the bowl.
- Length and stability also enable mixing of large quantities of material.



Ordering information

Mixing spatula	No. 18210200
----------------	--------------

Stand

This stand has been specially designed for all Twister versions.

Advantages

- Converts your Twister to a bench unit.
- Secure assembly in only a few steps.
- Flexibility and ergonomics.



Ordering information

Stand	No. 18210102
-------	--------------



easy use



tool included



silent



Vibrax

Vibrator

The wide-ranging vibration spectrum optimally processes any material. The functionally sophisticated handling enables comfortable use even under difficult conditions.

Technical data

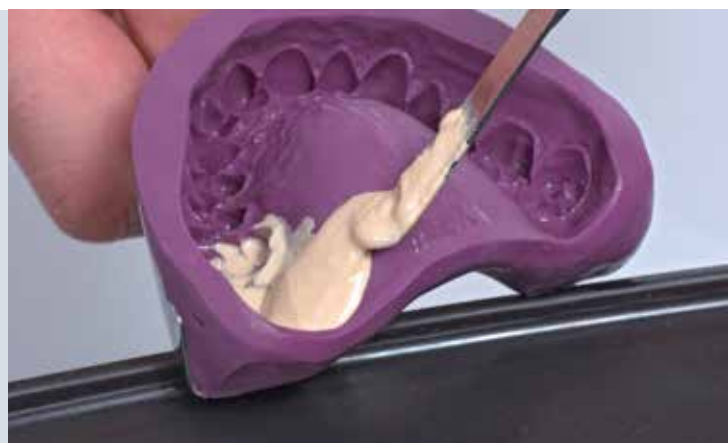
Permissible mains voltage / frequency	230 V, 50 Hz 220 V, 60 Hz 120 V, 60 Hz 100 V, 50 Hz 100 V, 60 Hz
Power consumption	185 VA (230 V), 170 VA (120 V, 220 V) 190 VA (100 V)
Mains input fuse	2 x T1,6 A
Frequency at 230 V	100 Hz
Dimensions (W x H x D)	275 x 140 x 220 mm (10.8 x 5.5 x 8.7")
Weight	6,4 kg (14.1 lbs)

Ordering information

Vibrax , 230 V, 50 Hz	No. 1830 0000
Vibrax , 120 V, 60 Hz	No. 1830 1000
Vibrax , 220 V, 60 Hz	No. 1830 4000
Vibrax , 100 V, 50 Hz	No. 1830 2000
Vibrax , 100 V, 60 Hz	No. 1830 3000
Vibrating ball	No. 1830 0001

For further information,
please see the Model casting manual

www.renfert.com/P48



Advantages

- Bubble-free flow behavior using two wave ranges with 4 levels of intensity.
- Low transfer of the vibrations to the workbench as the housing is oscillation decoupled.
- Long service life using maintenance-free vibration magnet.


Details

- Uncomplicated adaptation of the intensity via the large lever switch using only one finger.
- Extremely quiet, ensuring a comfortable working atmosphere.
- Time-saving due to quickly cleaned elements.
- Non-tip and extremely stable even when high pressure is applied to the edges.
- No springing of the impression tray thanks to the soft tray rest.

Optional accessory

Vibrating ball ensures uniform flow behavior during investing and pouring of impression trays.





Trim easier.

→ MT Trimmer

tool
included



easy use



Our trimmers provide greater power in the long-term

Not only the durability but also the power of Renfert trimmers is superior to that of other units, making them much more convenient to use.

This is what makes work easier

- 1 powerful motors
- 2 easily adjustable trimmer table
- 3 toolless detachable front door
- 4 compact design
- 5 non-corrosive housing



More comfortable working

The trimmer table is easily adjustable; depending on the design, it can be adjusted in two stages or infinitely. This allows you to quickly adjust it to the angle which suits you best.



Clean very easily

Trimmer table and spray hose are easily detachable and the innovative spray tube design as well as control of the amount of water guarantee optimum cleaning of the trimmer disc with minimum water consumption.



Utilize performance, with minimum effort

A powerful motor ensures maximum removal with minimum effort.

- **Performance and quietness:**
let the 4 minute video convince you that the trimmer can easily handle even the hardest dental stone.



Renfert

WORKFLOW GUARANTEE

3 year guarantee
10 year spare parts service
Activity guarantee

making work easy
for me means ...

... that the stable front can be completely removed and cleaned in a few steps using the quick-link mechanism.

Christian Pilz
Product Management
Dental Technician

MT3

Wet trimmer

The MT3 wet trimmer is impressive due to its exceptionally powerful motor. With the MT3 Renfert provides high-performance trimming at a low price.



easy use



tool included

“The stable front can be completely removed and cleaned in a few steps using the quick-release lock. The spray tube can also be removed as easily as the trimmer table and could be cleaned in plaster remover for example (we recommend Renfert's GO 2011 speed → page 189).”

**Oliver Bothe, Product Management,
Master Dental Technician**

Advantages

- Quick change of the trimmer table angle using the practical tipping mechanism (90°/ 98°).
- Safety: when the front door is opened a safety switch stops the motor and water.
- Uniform coverage by the optimally positioned spray tube prevents clogging of the trimmer disc.

Details

- A 10° inclination of the unit provides an optimum view of the model.
- Easy guidance of the plaster model with the aid of slotted angle lines on the trimmer table.

Tip

Do not discard the old Klettfix trimmer disc. It can be used as an ideal aid to remove excess investment from a CrCo model manually.

Technical data

Permissible mains voltage / frequency	220–240 V, 50/60 Hz 100–120 V, 50/60 Hz
Power consumption	1.300 W / 1.74 hp (220–240 V) 1.325 W / 1.78 hp (120 V)
Motor performance P1	1.300 W / 1.74 hp (220–240 V) 1.325 W / 1.78 hp (120 V)
Motor performance P2	900 W / 1.21 hp (220–240 V) 1.000 W / 1.34 hp (120 V)
Rotational speed	2.880 1/min (50 Hz) / 3.400 1/min (60 Hz)
Water consumption max.	7 l/min (0.25 cfm)
Water pressure min. / max.	min. 1 bar / max. 5 bar (14.5–72.5 psi)
Ø Connection piece for drain hose	36 mm (1.42")
Dimensions (W x H x D)	305 x 330 x 410 mm (12.0 x 13.0 x 16.1")
Trimmer disc dimensions	Ø 234 mm (Ø 9.2")
Weight (without trimmer disc)	13,2 kg (29 lbs)

Ordering information

MT3 , 220–240 V, incl. Klettfix trimmer disc	No. 1808 0000
MT3 , 220–240 V, incl. Marathon trimmer disc	No. 1808 0500
MT3 , 100–120 V, incl. Klettfix trimmer disc	No. 1808 1000
MT3 , 100–120 V, incl. Marathon trimmer disc	No. 1808 1500

Suitable accessories

Trimmer discs → Page 72

Further information

www.renfert.com/P806





easy use



tool included



MT plus

Wet and dry trimmer

The MT plus is a wet and dry trimmer. Pure power, even the hardest stone is easily removed thanks to the powerful motor performance.

Technical data

Permissible mains voltage / frequency	220–230 V, 50 Hz
Power consumption	1.300 W / 1.74 hp (230 V)
Motor performance P1	1.300 W / 1.74 hp (230 V)
Motor performance P2	900 W / 1.21 hp (220–240 V)
Rotational speed	2.850 1/min (230 V)
Water consumption max.	9 l/min (0.32 cfm)
Water pressure min. / max.	min. 1 bar / max. 5 bar (14.5–72.5 psi)
Ø Connection piece for drain hose / external extraction	36 mm (1.42")
Dimensions (W x H x D)	300 x 320 x 410 mm (11.8 x 12.6 x 16.2")
Trimmer disc dimensions	Ø 234 mm (Ø 9.2")
Weight (without trimmer disc)	13,5 kg (30 lbs)

Ordering information

MT plus , 220–230 V, incl. Klettfix trimmer disc	No. 18030000
MT plus , 220–230 V, incl. Marathon trimmer disc	No. 18030500

Suitable accessories

Trimmer discs → Page 72

Further information

www.renfert.com/P805



“Wet or dry? Preferably both? Then the MT plus is the correct choice. The trimmer can be converted from wet to dry in only a few steps. The interior is designed to provide optimal flow conditions in the wet and dry modes.”

Christian Pilz,
Product Management, Dental Technician

Advantages

- The front door can be easily removed without the use of tools to allow easy, quick maintenance.
- Detachable trimmer table and spray tube enable very easy cleaning.
- Noise-reducing, scratch-resistant housing made from a special material (polyurethane)

Details

- Can be used for any model situation due to infinitely adjustable trimmer table.
- Integrated tool allows quick change of the trimmer disc.
- The motor and water is stopped by a safety switch when opening the door, providing a high degree of safety.



Trimmer discs

Trimmer discs for wet and dry trimming



1. Infinity

The fully diamond-coated disc is suitable for all Renfert wet trimmers.

- A closed diamond surface produces a very smooth surface finish.
- Extremely resistant and durable.
- High cutting capacity

2. Marathon

The partially diamond-coated disc is suitable for both wet and dry trimming.

- Electroplated diamond islands.
- High cutting capacity with low pressure application.
- Long service life.

3. Klettfix

The Klettfix system is the inexpensive solution for wet trimming.

- Tool-free change in a few seconds.
- Uniform surface finish and variable use of 80 or 120 grit size.
- High cutting capacity.

Technical data

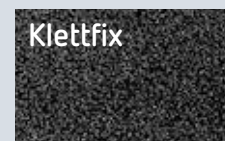

	Klettfix 80/120 Basic version	Klettfix 80/120 Refill kit	Marathon	Infinity
Max. revolutions	3 400 1/min	3 400 1/min	3 400 1/min	3 400 1/min
Application	Wet	Wet	Wet and dry	Wet
Type of material	Plaster and investment	Plaster and investment	Plaster	Plaster
Grinding performance / sec.	9,5 g / 0.34 oz.	9,5 g / 0.34 oz.	8,5–10,5 g / 0.30–0.37 oz.	8,5–10,5 g / 0.30–0.37 oz.
Plaster quantity	18 kg / 39.7 lbs	18 kg / 39.7 lbs	1 000 kg / 2 204 lbs	1 700 kg / 3 748 lbs

Ordering information

	MT3/MT3 pro	MT plus	MT2	MT1
Klettfix 80/120 Basic version	No. 1803 1001	No. 1803 1000	No. 1801 1000	–
Klettfix 80 Refill kit	No. 1803 1100	No. 1803 1100	No. 1801 1100	No. 1800 1100
Klettfix 120 Refill kit	No. 1803 1200	No. 1803 1200	No. 1801 1200	No. 1800 1200
Marathon	No. 1803 2001	No. 1803 2000	No. 1801 2000 (also TT2)	–
Infinity	No. 1803 3001	No. 1803 3000	No. 1801 3000	–
Diameter	23,4 cm / 9.2"	23,4 cm / 9.2"	25,4 cm / 10.0"	21,0 cm / 8.3"

Extent of delivery

Klettfix 80/120 Basic version	5 x Klettfix (3 x corn 80, 2 x corn 120) + support disc
Klettfix 80 Refill kit	5 x Klettfix
Klettfix 120 Refill kit	5 x Klettfix
Marathon	1 x Marathon
Infinity	1 x Infinity





Millo pro

Millo pro & Millo

Dental arch trimmer

The Millo (pro) provides the basis for precise model fabrication. The use of the Millo (pro) also increases safety at work and saves time.

Technical data – Millo pro

Permissible mains voltage / frequency	220–240 V, 50/60 Hz 120 V, 60 Hz
Rated speed	2770 1/min (50 Hz) 3350 1/min (60 Hz)
Max. permitted connected load of the plug-in socket	2200 VA (230 V) 1300 VA (120 V)
Total connected load	2320 VA (230 V) 1430 VA (120 V)
Dimensions (W x H x D)	214 x 207 x 252 mm (8.4 x 8.2 x 9.9")
Weight	approx. 5,7 kg (12.6 lbs.)

Technical data – Millo

Permissible mains voltage / frequency	220–240 V, 50/60 Hz 120 V, 60 Hz
Rated speed	2770 1/min (50 Hz) 3350 1/min (60 Hz)
Dimensions (W x H x D)	214 x 207 x 252 mm (8.4 x 8.2 x 9.9")
Weight	approx. 5,7 kg (12.6 lbs.)

Ordering information

Millo pro , 220–240 V	No. 1805 0000
Millo pro , 120 V	No. 1805 1000
Millo , 220–240 V	No. 1804 0000
Millo , 120 V	No. 1804 1000
1 Cutter tapered , cross-cut	No. 1806 0001
2 Cutter tapered , coarse-cut (included in delivery)	No. 1806 0002
3 Cylindric bur , cross-cut	No. 1806 0003



Advantages

- A powerful, maintenance-free motor provides quick, effortless trimming of dental arches.
- The fine surface finish and absolutely uniform conical surface in the dental arch guarantee functional reliability and accuracy.
- Connection to an extractor unit ensures a clean workstation and a high degree of health protection.

Features Millo pro

The height of the Millo pro cutter can also be adjusted, thus enabling easy trimming of difficult tooth positions. Extractors without automatic switch-on can be automated using a direct connection with the Millo pro.

Details

- Completely stable thanks to enlarged base surface.
- Space-saving due to compact design.
- Uncomplicated cutter change using the integrated tool key.
- Detachable work table ensures easy cleaning.

Top spin

Pin drilling unit

The Top spin provides the advantages of precision, reliability and durability. We have been successful in greatly increasing the previous level of quality. You will be fascinated by the unique concentricity, special drill technology and unparalleled dust protection.



easy use



tool included



Advantages

- Unique shaft bearing technology ensures a drilling accuracy of ≤ 0.01 mm.
- Powerful motor without losing performance during drilling 8000 rpm.
- Unique drill technology enables extremely easy drilling without resistance.

Further details

- Two unit positions and different gripping options for fixing the dental arch in position enable an individual, ergonomic working posture.
- The individual, infinitely variable drill-depth setting of 0–20 mm (0–0.79") also allows drilling for pin systems with resin plates.
- With adjustment it is also possible to use drills with a longer shank.
- Compact design with a high degree of stability.

Technical data

Permissible mains voltage / frequency	100–240 V, 50/60 Hz
Power consumption during drilling	< 12 W
Power consumption in stand by mode	< 0,7 W
Laser-Class	2
Dimensions (W x H x D)	153 x 330 x 175 mm (6.0 x 13.0 x 6.9")
Permissible drill shaft diameter \varnothing	3,00 mm \pm 0,03 mm
Permissible drill length	34–46 mm (1.34–1.81")
Weight	4,0 kg (8.8 lbs)

Ordering information


Top spin , 220–240 V	No. 1840 0000
Top spin , 100–120 V	No. 1840 1000

Suitable accessories

Pin drills → Page 76

Further information

www.renfert.com/P820





Precision

- A unique shaft bearing eliminates even the smallest vibrations. A new dimension in drilling accuracy.
- Drills are each available in 3 versions for the individual sense of precision: "small/medium/large".
- The dual telescope table guidance ensures precision drilling over the entire movement of the drill.
- The laser point is aligned exactly to the tip of the drill.
- Markings on the surface of the table enable accurate planning of the drill hole position, even with narrow dental arches.

Safe, simple operation

- The new drill geometry reduces the force during drilling by up to 50%. This means safety, even with dental arches that are at risk of fracture.
- A quick-release mechanism enables easy, tool-free drill change.
- The unique dust control and easily removable dust drawer with a filling level overview ensures a clean, comfortable workstation.



"The main switch is activated via an innovative motion sensor. The unit is then in stand-by mode. The drill spindle is automatically activated by lowering the table. The main switch automatically deactivates if the unit is not used for 2 min."


Tilo Burgbacher, Design and Development



Pin step drill, Smart-Pin drill & Bi-Pin drill bit

Pin drills

The pin step drill is suitable for use with all pins with a pin head \varnothing of 2 mm, in particular for our Bi/ Bi-V pins. The Smart-Pin drill is suitable for use with all pins with a pin head \varnothing of 1.6 mm, especially for our Smart-Pin/ Profix. The Bi-Pin drill bit is used for for drilling pin holes with a handpiece.



Pin step drill and Smart-Pin drill

Both drills are suitable for all pin drilling units with a 3 mm shank chuck. To coordinate the drilling accuracy even more finely to your system, our drills are each supplied in three versions (small/ medium/ large).

- Very high service life.
- Special blade geometry ensures very low drill resistance.
- Pin drill with maximum rotational symmetry.

Bi-Pin drill bit

For use with a handpiece for drilling pin holes.

- For Bi-Pin and Bi-V-Pin.
- Optimum drill depth on impact.

Ordering information

Pin step drill and Smart-Pin drill

Stepped pin drill bit small , Drilling depth 5,8 mm (0.23"), \varnothing drill head 1,98 mm (0.078"), \varnothing shaft 3,0 mm (0.12"), 3 pcs.	No. 50100198
Stepped pin drill bit medium , Drilling depth 5,8 mm (0.23"), \varnothing drill head 2,0 mm (0.079"), \varnothing shaft 3,0 mm (0.12"), 3 pcs.	No. 50100200
Stepped pin drill bit large , Drilling depth 5,8 mm (0.23"), \varnothing drill head 2,02 mm (0.08"), \varnothing shaft 3,0 mm (0.12"), 3 pcs.	No. 50100202
Smart-Pin drill bit small , Drilling depth 10,5 mm (0.41"), \varnothing drill head 1,57 mm (0.061"), \varnothing shaft 3,0 mm (0.12"), 3 pcs.	No. 3670157
Smart-Pin drill bit medium , Drilling depth 10,5 mm (0.41"), \varnothing drill head 1,59 mm (0.062"), \varnothing shaft 3,0 mm (0.12"), 3 pcs.	No. 3670159
Smart-Pin drill bit large , Drilling depth 10,5 mm (0.41"), \varnothing drill head 1,61 mm (0.063"), \varnothing shaft 3,0 mm (0.12"), 3 pcs.	No. 3670161

Recommended bur size



Top spin

No. 1840 0000 / 1840 1000

Stepped pin drill bit medium, No. 50100200
Smart-Pin drill bit medium, No. 3670159



Top spin

No. 1835 0000 / 1835 4000

Stepped pin drill bit large, No. 50100202
Smart-Pin drill bit medium, No. 3670159

Ordering information

Bi-Pin drill bit for handpieces

Bi-Pin drill bit , Drilling depth 6,5 mm (0.26"), \varnothing drill head 2,0 mm (0.08"), \varnothing shaft 2,35 mm (0.09"), 3 pcs.	No. 3470000
---	-------------



making work easy



Perfect view for perfect work



**WORKFLOW
GUARANTEE**

- 3 year guarantee
- 10 year spare parts service
- Activity guarantee

**Renfert
sandblasting units**

Sandblasting is where the individual, personal touch of the dental craftsman is still possible. It is a work step that requires great attention and precision.

This is what makes work easier



more information
www.renfert.com



Perfect View

The better you can see the details, the better you can work. The bright LED illuminated blasting chamber helps substantially.




Reliable waxing up. In half the time.

→ Wax technology



easy use



Wax units that know your daily routine exactly

They help you to sculpt the wax comfortably with a reliable process and predictable results saving valuable time: Renfert wax units.

This is what makes work easier

- 1** no overheating of the wax (temperature setting from 50°–200°C)
- 2** 50–70% time saving
- 3** easy operation



Fewer steps and save up to 70% time

Heating over a Bunsen burner is no longer required in crown and bridge work in combination with the Waxelectric and Vario E. You can efficiently prepare and apply wax in the partial and full denture technique using the Waxprofi and large wax knife.



Prepare in minimum time

The wide variety of Renfert sculpting tips for the wax technique ensures that you can optimally utilize your required instrument for each area of application. This also includes a flexible temperature setting of 50°–200°C.



Take advantage of a coordinated system

The wax units develop their full potential when used in combination with GEO waxes. These waxes are suitable for processing both with a Bunsen burner as well as for optimized processing using the Waxelectric.



→ Waxes optimized for wax units are shown on Page 159

Overview Wax technology

	Electric wax knife	Wax preheating units	Wax dipping units	Laboratory burner
Waxelectric I+II	✓	–	–	–
Waxelectric light I+II	✓	–	–	–
Vario E	–	✓	–	–
hotty LED / hotty	–	–	✓	–
Waxprofi	–	✓	–	–
Bijou 90 / Safety burner	–	–	–	✓
Eco safety burner	–	–	–	✓

making work easy
for me means ...

... working 50% more quickly
by using the electric wax knife
in combination with the respective
preheating unit.

Cim Özyurt
Product Management,
Dental Technician

Waxlectric I + II

Electric wax knife

Waxlectric I + II are the professional instruments in the electric wax knife range. The application concept concentrates on safety, precision and user-friendliness.



Advantages

- Temperature setting to a precise degree ensures controlled working processes.
- Direct access of preferred working temperatures using the programming function.
- Hermetically sealed membrane keyboard.

Features

- Unlike the Waxlectric I, the Waxlectric II can be operated with two handpieces simultaneously.

Details

- Integrated holders provide ergonomic access to the handpieces and exchange tips.
- Direct setting of the maximum or minimum temperature.
- Daylight operable 3-figure LED display.
- Both channels can be set separately with the Waxlectric II.
- Color-coded for controlled management of the handpieces.

Technical data Waxlectric I

Permissible mains voltage / frequency	100–240 V, 50/60 Hz
Supply voltage	12 V DC
Output power	5 W
Transformer input voltage	100–240 V AC, 50/60 Hz
Transformer output voltage	12 V DC / 1 A
Working temperature min.	50°C (122°F)
Working temperature max.	200°C (392°F)
Handpiece cable length	85 cm (33.5")
Dimensions (W x H x D)	120 x 60 x 98 mm (4.72 x 2.36 x 3.86")
Weight (with / without mains unit)	approx. 430 g / 240 g (15.2 oz / 8.5 oz)

Technical data Waxlectric II

Permissible mains voltage / frequency	100–240 V, 50/60 Hz
Supply voltage	12 V DC
Output power	10 W
Transformer input voltage	100–240 V AC, 50/60 Hz
Transformer output voltage	12 V DC / 1 A
Working temperature min.	50°C (122°F)
Working temperature max.	200°C (392°F)
Handpiece cable length	85 cm (33.5")
Dimensions (W x H x D)	150 x 60 x 98 mm (5.91 x 2.36 x 3.86")
Weight (with / without mains unit)	approx. 460 g / 270 g (16.2 oz / 9.5 oz)

Ordering information

Waxlectric I , (1 channel), 220–240 V	No. 2156 0000
Waxlectric I , (1 channel), 100–120 V	No. 2156 1000
Waxlectric II , (2 channels), 220–240 V	No. 2157 0000
Waxlectric II , (2 channels), 100–120 V	No. 2157 1000

Comprising Waxlectric I

1 control unit, integrated holder for 1 handpiece and 6 tips, 1 handpiece, 1 waxing-up tip No. 2155 0102, 1 mains unit

Comprising Waxlectric II

1 control unit, integrated holders for 2 handpieces and 6 tips, 2 handpieces, 2 waxing-up tips No. 2155 0101 + 2155 0103, 1 mains unit



Waxelectric light I + II

Electric wax knife

These electric wax knives are the perfect introduction to efficient wax technology.

Technical data Waxelectric light I

Permissible mains voltage / frequency	100–240 V, 50/60 Hz
Supply voltage	12 V DC
Output power	5 W
Transformer input voltage	100–240 V AC, 50/60 Hz
Transformer output voltage	12 V DC / 1 A
Working temperature min.	50°C (122°F)
Working temperature max.	200°C (392°F)
Handpiece cable length	85 cm (33.5")
Dimensions (W x H x D)	91 x 53 x 80 mm (3.58 x 2.09 x 3.15")
Weight (with / without mains unit)	approx. 410 g / 220 g (14.5 oz / 7.8 oz)

Technical data Waxelectric light II

Permissible mains voltage / frequency	100–240 V, 50/60 Hz
Supply voltage	12 V DC
Output power	10 W
Transformer input voltage	100–240 V AC, 50/60 Hz
Transformer output voltage	12 V DC / 1 A
Working temperature min.	50°C (122°F)
Working temperature max.	200°C (392°F)
Handpiece cable length	85 cm (33.5")
Dimensions (W x H x D)	91 x 53 x 80 mm (3.58 x 2.09 x 3.15")
Weight (with / without mains unit)	approx. 430 g / 240 g (15.2 oz / 8.5 oz)

Ordering information

Waxelectric light I , (1 channel), 220–240 V	No. 2150 0000
Waxelectric light I , (1 channel), 100–120 V	No. 2150 1000
Waxelectric light II , (2 channels), 220–240 V	No. 2151 0000
Waxelectric light II , (2 channels), 100–120 V	No. 2151 1000

Comprising Waxelectric light I

1 control unit, 1 handpiece, 1 waxing-up tip No. 2155 0102, 1 mains unit

Comprising Waxelectric light II

1 control unit, 2 handpieces, 2 waxing-up tips No. 2155 0101 + 2155 0103, 1 mains unit

Suitable accessories

Sculpting tips, Holder set → Page 82

GEO Classic Avantgarde modeling waxes → Page 167

"The curved and slender tip of the large wax knife ensures optimum contouring of the palatal wax-up and interdental spaces."

Guido Testa, Dental technician

Advantages

- Easy temperature control via a potentiometer.
- Separately adjustable temperature with Waxelectric light II.
- Compact, ergonomic design.

Features

- Unlike the Waxelectric light I, the Waxelectric light II can be operated with two handpieces simultaneously.

Details

- No contraction in the pattern, as the wax is neither overheated nor burned.
- The technician can concentrate more on the pattern and less on the tools and instruments.

Making work easy

Cleaning Waxelectric inserts is very easy. Any contaminants are gently removed by sandblasting with a non-abrasive blast medium (for ex. Rolloblast 50 µm) at 2 bar. After a short high-luster polish on the lathe, you are ready.

Sculpting tips

The integrated heating element, customization option, easy and quick changing are only a few of the special features of the sculpting tips.



Advantages

- 12 different versions.
- Very rapid heating and reheating rates thanks to the extreme thermal conductivity of the special alloy.
- Easy cleaning ensures long service life.

Ordering information

1	Tip small, 1 piece	No. 2155 0101	7	Hollenback horizontal, 1 piece	No. 2155 0107
2	Tip medium, 1 piece	No. 2155 0102	8	Hollenback vertical, 1 piece	No. 2155 0108
3	Tip large, 1 piece	No. 2155 0103	9	Tip mini, angled, 1 piece	No. 2155 0109
4	Knife narrow, 1 piece	No. 2155 0104	10	Lancet blade, 1 piece	No. 2155 0110
5	Knife wide, 1 piece	No. 2155 0105	11	Beavertail blade, 1 piece	No. 2155 0111
6	Knife chamfered, 1 piece	No. 2155 0106			

Large wax knife

The large wax knife is suitable for all requirements in partial and full denture prosthetics.

Advantages

- Ideal for taking up large and small amounts of wax.
- Sculpting tip is ideally suited for optimal contouring of the interdental space.
- Vertical and horizontal curvature for contouring natural curves.



Ordering information

Large wax knife, 1 piece	No. 2155 0112
--------------------------	---------------

Holder set

Holder set for use with Waxlectric light I and II.

Advantages

- Quick access to up to 6 sculpting tips.
- Clean storage of the handpieces.
- Easy cleaning of the removable, steam-cleaning resistant, individual components.



Ordering information

Set of Waxlectric holders	No. 2151 1500
---------------------------	---------------



Vario E

Wax warmer

The Vario E allows you to keep your sculpting wax at the required working temperature. Protect your wax against too high temperatures, your sculpting tips against mechanical loading and your wax pattern against high stresses.

Technical data

Permissible mains voltage / frequency	220–240 V, 50/60 Hz 100–120 V, 50/60 Hz
Power consumption	85 W
Working temperature min.	45°C (113°F)
Working temperature max.	110°C (230°F)
Dimensions (W x H x D)	178 x 54 x 120 mm (7.01 x 2.13 x 4.72")
Weight (filled)	approx. 660 g (23.3 oz)

Ordering information

Vario E, 220–240 V	No. 1452 0000
Vario E, 100–120 V	No. 1452 1000

Suitable accessories

GEO Classic Avantgarde modeling waxes → Page 167

Further information

Wax-up manual: www.renfert.com/P48



“Did you know that Vario E offers savings of 50% in modelling time, in combination with the Waxlectric of Renfert? Moreover you eliminate the risk of overheating the wax avoiding any contraction.”

Cim Özyurt,
Product Management, Dental Technician

Advantages

- 30% saving in time due to the preheating function.
- Multi-functionality provided by three wax pots with separate control.
- Individual setting of the wax consistency (from creamy to fluid) using infinitely variable temperature setting of 45–110°C (113–230°F).

Details

- The permanent temperature control of the actual value input is indicated by the LED display.
- Also suitable for processing light-curing waxes.
- Ergonomic working height ensures relaxed working.
- The deep wax pot is ideal for dipping copings



hotty LED & hotty

Wax dipping pot

The wax dipping pots hotty and hotty LED are the optimal units for producing dimensionally stable wax copings with a uniform thickness in only a few seconds.



easy use

“The dipping technique is still the quickest and most precise method for fabricating a coping. Material-appropriate wax preparation creates uniform layer thicknesses.”

Cim Özyurt,
Product Management, Dental Technician

Advantages

- Quick, continuous heating phase.
- Accurate results due to permanent compensation of minimal temperature fluctuations.
- Uniform temperature distribution ensures consistent layer thickness of the wax copings.

Features

The membrane keypad of the hotty LED enables the temperature to be set accurately to within a degree. The temperature status is permanently indicated by the LED display. The hotty allows for temperature input and display via a potentiometer.

Details

- Actual value indication in the dipping area of the dies.
- Infinitely variable temperature setting from 60–110°C (140–230°F).
- Ergonomically contoured housing provides optimal support for the fingers.
- No contamination of the unit by wax residue thanks to the specially designed wax runback pot.
- The integrated lid provides protection against dirt and dust.

Technical data hotty LED

Permissible mains voltage / frequency	220–240 V, 50/60 Hz 100–120 V, 50/60 Hz
Power consumption	25 W
Working temperature min.	60°C (140°F)
Working temperature max.	110°C (230°F)
Mains input fuse	T 500 mA / 250 V (220–240 V) T 250 mA / 250 V (100–120 V)
Dimensions (W x H x D)	90 x 65 x 98 mm (3.54 x 2.56 x 3.86")
Weight	approx. 400 g (14.1 oz)

Technical data hotty

Permissible mains voltage / frequency	220–240 V, 50/60 Hz 100–120 V, 50/60 Hz
Power consumption	25 W
Working temperature min.	60°C (140°F)
Working temperature max.	110°C (230°F)
Mains input fuse	T 500 mA / 250 V (220–240 V) T 250 mA / 250 V (100–120 V)
Dimensions (W x H x D)	90 x 65 x 98 mm (3.54 x 2.56 x 3.86")
Weight	approx. 360 g (12.7 oz)

Ordering information

hotty LED , 220–240 V	No. 1461 0000
hotty LED , 100–120 V	No. 1461 1000
hotty , 220–240 V	No. 1460 0000
hotty , 100–120 V	No. 1460 1000

Suitable accessories

Dipping wax → Page 163





Waxprofi

Wax warmer

Your individual skill is required to give a denture freshness and vitality. Our Waxprofi is required to implement this efficiently. Experience how easy setting-up has become.

Technical data

Permissible mains voltage / frequency	220–240 V, 50/60 Hz 100–120 V, 50/60 Hz
Power consumption	120–140 W (220–240 V) 120 W (100–120 V)
Working temperature min.	40°C (104°F)
Working temperature max.	110°C (230°F)
Dimensions (W x H x D)	178 x 54 x 120 mm (7.01 x 2.13 x 4.72")
Pot size	185 ml (6.26 fl.oz)
Usable pot volume	110 ml (3.72 fl.oz)
Weight (filled)	approx. 600 g (21.2 oz)

Ordering information

Waxprofi , 220–240 V	No. 1440 0000
Waxprofi , 100–120 V	No. 1440 1000

The suitable complement

Waxlectrics, Electric wax knife → Page 80–81



Advantages

- 50% time saving due to the preheating function.
- Individual setting of the wax consistency (from creamy to fluid) by infinitely variable temperature setting from 40–110°C (104–230°F).
- Work without continually refilling due to a large volume pot (110 ml / 3.72 fl.oz.).

Details

- Ergonomic height ensures easy uptake of wax portions.
- Clean handling due to functional pot design.
- Integrated lid protects the wax.
- Suitable for the use of light-curing waxes.

Making work easy

70% time-saving is achieved by using the combination of Waxlectric and Waxprofi, as heating the instrument over a Bunsen burner is no longer required.



Bijou 90 & Safety burner

Single and double tube safety burners

Bijou 90 and the Safety burner are two-tube burners for use with liquid gas and natural gas E. The eco safety burner is a single tube safety burner for use with liquid gas and natural gas E.



Bijou 90 and Safety burner

- Two riser tubes provide the choice of flame intensity.
- Individual adjustment of the gas supply (rocker lever) and oxygen supply (adjustment wheel).
- Tested quality and safety thanks to the DIN-DVGW type-examination certificate according to DIN 30665-1.

Features

- High degree of safety due to automatic cut-off of gas supply if the flame is extinguished unintentionally (on the Safety burner).

Safety burner eco

- High degree of safety due to automatic shut-off of the gas supply if the flame is extinguished unintentionally.
- Quick cleaning of the easily detachable collector tray.
- Tested quality and safety thanks to the DVGW type-examination certificate according to DIN 30665-1.

Note

Always use the liquid gas Bunsen burner with a pressure reducer at a fixed setting (50 mbar).

Technical data – Bijou 90

	Liquid gas	Natural gas E
Height (depending on the angle)	102–109 mm (4.02–4.29")	102–109 mm (4.02–4.29")
Rated output	660 W	660 W
Connection hose (norm)	DIN 30664	DIN 30664
Supply pressure	50 mbar	20 mbar
Nozzle Ø	0,34 mm (13.4 mil)	0,55 mm (21.7 mil)
Consumption	48 g/h (1.69 oz/h)	63 l/h (2.2 ft ³ /h)
Ambient temperature	max. 40°C (104°F)	max. 40°C (104°F)
Dimensions (W x H x D)	100 x 109 x 60 mm (3.94 x 4.29 x 2.36")	100 x 109 x 60 mm (3.94 x 4.29 x 2.36")
Weight	approx. 530 g (18.7 oz)	approx. 530 g (18.7 oz)

Technical data – Safety burner

	Liquid gas	Natural gas E
Height (depending on the angle)	113–122 mm (4.45–4.80")	113–122 mm (4.45–4.80")
Rated output	750 W	650 W
Connection hose (norm)	DIN 30664	DIN 30664
Supply pressure	50 mbar	20 mbar
Nozzle Ø	0,34 mm (13.4 mil)	0,55 mm (21.7 mil)
Consumption	48 g/h (1.69 oz/h)	63 l/h (2.2 ft ³ /h)
Ambient temperature	max. 40°C (104°F)	max. 40°C (104°F)
Dimensions (W x H x D)	160 x 122 x 60 mm (6.30 x 4.80 x 2.36")	160 x 122 x 60 mm (6.30 x 4.80 x 2.36")
Weight	approx. 640 g (22.4 oz)	approx. 640 g (22.4 oz)

Technical data – Eco safety burner

	Liquid gas	Natural gas E
Rated output	650 W	450 W
Connection hose (norm)	DIN 30664	DIN 30664
Supply pressure	50 mbar (0,725 psi)	20 mbar (0,290 psi)
Nozzle Ø	0,34 mm (13.4 mil)	0,55 mm (21.7 mil)
Consumption	50 g/h (1.76 oz/h)	48 l/h (1.7 ft ³ /h)
Ambient temperature	max. 40°C (104°F)	max. 40°C (104°F)
Dimensions (W x H x D)	141 x 102 x 121 mm (5.6 x 4.0 x 4.8 inch)	141 x 102 x 121 mm (5.6 x 4.0 x 4.8 inch)
Weight	approx. 460 g (16.2 oz)	approx. 460 g (16.2 oz)

Ordering information

Bijou 90 , liquid gas/ natural gas E	No. 960 0000 / No. 961 0000
Safety burner , liquid gas/ natural gas E	No. 933 0100 / No. 932 0100
Safety burner eco , liquid gas/ natural gas E	No. 934 0100 / No. 935 0100



making work easy



When does work feel good?

When mind and body work hand in hand.

“What we really want is to make work easier for dental technicians.”

Our activities focus on people and their requirements. With this in mind, we develop practicable solutions which enable dental technicians to put their passion for detail into practice.



making work easy



“For me work feels good when I get the results I want quickly and easily!”

Jörg Richter
Master Dental Technician

www.renfert.com/makingworkeasy



Magma

Preheating furnace

Magma is a preheating furnace with all the technical features, which fulfill all the requirements in terms of programming, handling and ergonomics.



“Heating coils integrated in the walls of the furnace chamber are protected against aggressive gases and mechanical damage. The result is a long service life.”

**Oliver Bothe, Product Management,
Master Dental Technician**

Advantages

- Four-sided heating ensures uniform heating in the entire furnace chamber.
- Quick heat rate: to 900°C (1654°F) in only 60 min.
- 99 Program storage spaces + 1 Program for speed investments.

Catalyst converter

Reduction of unpleasant odors and smoke thanks to catalytic post-combustion of furnace gases.

- Intelligent control via the Magma.
- Chemical conversion of organic constituents into carbon dioxide and water vapor.
- Increase in service life thanks to automatic switch-off at 650°C (1202°F). The catalyst converter operates continuously when using the speed program.

Technical data – Magma

Permissible mains voltage / frequency	220–240 V, 50/60 Hz 230 V, 50 Hz
Power consumption	1900 W
Mains input fuse	12 A (T)
Temperature range	0°–1100 °C / 30°–2010 °F
Programmable heating rate	0°–9 °C/min / 0°–17 °F/min
Max. heat-up rate in 1 hour	900 °C / 1652 °F
Number of programmable stage programs	99
Number of speed programs	1
Muffle volume	3,45 l (0.91 gal)
Dimensions, incl. one handle and flue (W x H x D)	430 x 500 x 440 mm (16.9 x 19.7 x 19.3")
Dimensions, incl. one handle and catalyst converter (W x H x D)	430 x 610 x 550 mm (16.9 x 24.0 x 21.7")
Muffle dimensions (W x H x D)	160 x 120 x 180 mm (6.3 x 4.7 x 7.1")
Type temperature sensor	PtRh-Pt
Weight incl. catalyst converter	34,8 kg (76.7 lbs)
Weight incl. flue	30 kg (66.1 lbs)

Technical data – Catalyst converter

Permissible mains voltage / frequency	230 V, 50/60 Hz
Power consumption	580 W
Weight	4,8 kg (10.6 lbs)
Dimensions (W x H x D)	190 x 370 x 170 mm (7.5 x 15.6 x 6.7")


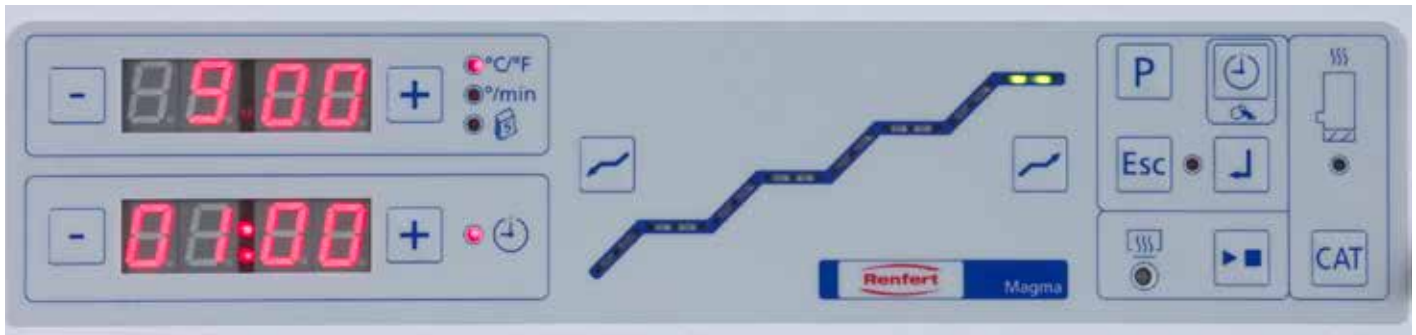
Ordering information

Magma , 220–240 V	No. 2300 0000
Magma for use with catalyst converter , 220–240 V	No. 2300 0500
Magma , 230 V US	No. 2300 3000
Magma for use with catalyst converter , 230 V US	No. 2300 3500
Katalysator , 220–240 V	No. 2300 0001
Katalysator , 230 V US	No. 2300 3001

Further information

Model casting manual: www.renfert.com/P48





Temperature

- The one-piece furnace chamber prevents localized heat loss, which is otherwise caused by joints.
- Guarantees uniform temperature distribution due to the high density of heating coils in thermally demanding zones.


Precision

- Temperature displayed is measured at the furnace chamber level.
- Long service life and high accuracy thanks to a PtRh-Pt thermocouple.



Flexibility

- 9 x #3, 4 x #6, 3 x #9 casting rings.
- Casting rings can be placed on the furnace door, which is made from special ceramic fibers.



"The catalyst converter detoxifies the flue gases, which are created during heating. It is easily attached to the furnace in a few simple steps and the furnace detects the additional components automatically."

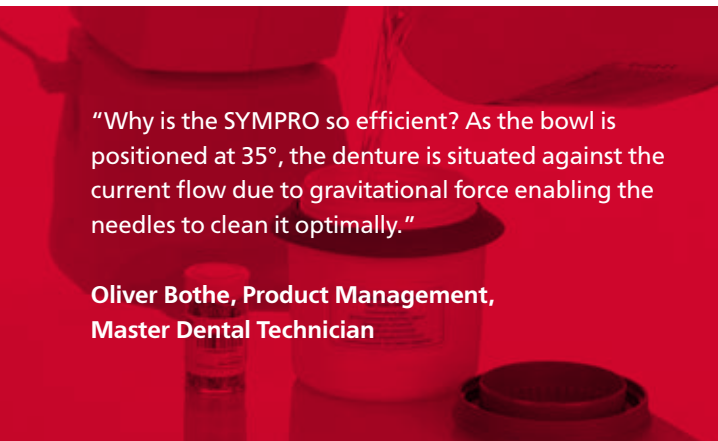
Nikolaus Langner, Dental Technician



SYMPRO

Denture cleaning unit

SYMPRO is a compact, high-performance cleaning unit for dentures and orthodontic appliances.



“Why is the SYMPRO so efficient? As the bowl is positioned at 35°, the denture is situated against the current flow due to gravitational force enabling the needles to clean it optimally.”

**Oliver Bothe, Product Management,
Master Dental Technician**

Advantages

- Maximum oral hygiene increases the well-being of the patient and promotes patient loyalty.
- The fully automatic process involves virtually no labor costs.
- Time-saving work preparation for repairs, extensions and relines.

Making work easy

Aids in the early detection of damage due to regular, prophylactic cleaning. Functional reliability based on high-quality processing. Easy, intuitive operation ensures process reliability.

Technical data

Permissible mains voltage / frequency	100–240 V, 50/60 Hz
Power consumption	90 VA
Rotational speed	1200 / 1600 / 2000 1/min
Dimensions (W x H x D)	150 x 240 x 280 mm (5.91 x 9.45 x 11.02")
Weight w/o bowl	approx. 3 kg (6.6 lbs.)

Ordering information

SYMPRO , 100–240 V	No. 6500 0000
Cleaning pins , 75 g (2.63 oz.)	No. 6500 0550
SYMPROfluid Universal , 2 x 2 l (2 x 0.53 gal)	No. 6500 0600
SYMPROfluid Nicoclean , 2 x 2 l (2 x 0.53 gal)	No. 6500 0610
Patient brochures , 50 pieces, english	No. 21 1092

Extent of delivery SYMPRO

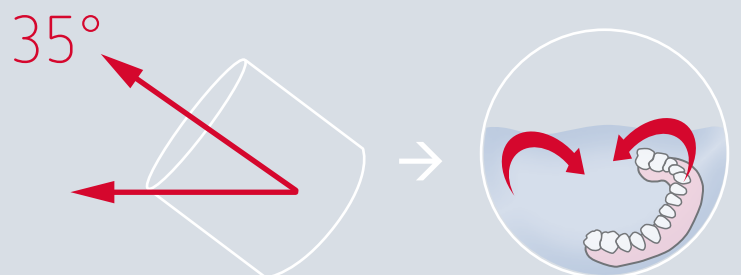
SYMPRO, 1 tweezer, 1 cleaning vessel with cover for use in cleaning device, 1 cleaning bowl with cover (white) for post-treatment, retaining magnet, cleaning needles

Further information

www.renfert.com/P1735



Bowl position for optimal cleaning


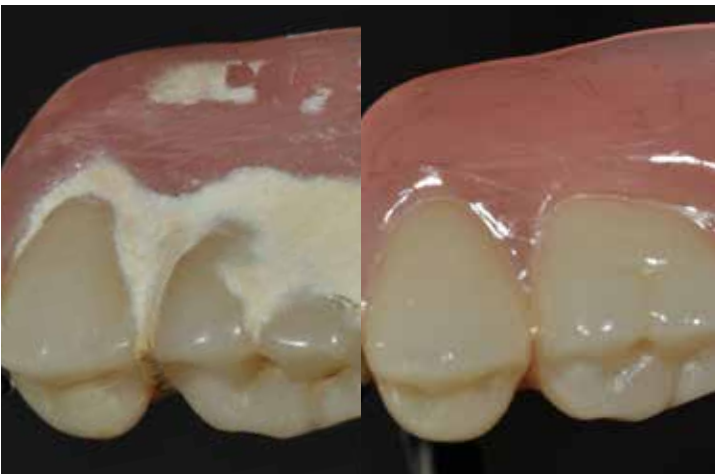




The needles are the key factor

A rotary magnetic field sets the needles in motion, which causes gentle, mechanical removal of the surface accretion.

The rotating needles heat up the cleaning solution to approx. 45°C (113°F), which accelerates the chemical reaction. The needles are made of an acid-resistant alloy. They are cut precisely at right angles and also designed for maximum efficiency and durability. This has the effect of increasing efficiency while at the same time protecting the surface of the object.



We have the ideal chemistry!

Suitable cleaning fluids for this denture cleaning technology are:

SYMPROfluid Universal

Is used for cleaning in combination with the device. This fluid is used for removing "standard" accretion such as plaque, calculus, discoloration and adhesive denture creams.

SYMPROfluid Nicoclean

Also removes heavy nicotine stains from dentures. It is used for follow-up treatment without the use of the device.



Easyclean

Ultrasonic cleaning unit

Easyclean lives up to its name. It stands for easy, intensive and gentle ultrasonic cleaning using the latest state-of-the-art technology.



easy use

“Never place items to be cleaned directly on the floor of the ultrasonic tank, as this could cause damage. Use the basket or a similar aid.”

**Oliver Bothe, Product Management,
Master Dental Technician**

Advantages

- Very good cleaning results using the optimally coordinated ultrasonic high-performance transducer system (37 kHz).
- Quick, optimal cleaning capacity due to degassing of the cleaning fluid (degas function).
- Uniform cleaning intensity on large items based on permanent displacement of the pressure wave peaks (sweep function).

Details

- Efficient cleaning capacity due to optimal heat distribution with the aid of specially arranged heating elements.
- Adjustable heating in 5°C increments (heat range 30–80°C/ 86–176°F).
- Long service life due to a highly cavitation-resistant stainless steel ultrasonic tank.
- Drip-proof control unit integrated in a durable stainless steel housing.

Technical data


Permissible mains voltage / frequency	220–240 V, 50/60 Hz 100–120 V, 50/60 Hz
Power consumption	280 W
Ultrasonic frequency	37 kHz
Ultrasonic effective power	80 W
Heating power	200 W
Tank, max. volume / operating volume	2,75 l / 1,90 l (0.73 gal / 0.50 gal)
Tank, inner dimensions (W x H x D)	240 x 137 x 100 mm (9.5 x 5.4 x 3.9")
Device, exterior dimensions (W x H x D)	300 x 179 x 214 mm (11.8 x 7.1 x 8.4")
Weight	3,3 kg (7.3 lbs.)

Ordering information

Easyclean , 220–240 V	No. 1850 0000
Easyclean , 120 V	No. 1850 1000

Suitable accessories

Ultrasonic cleaning agents – the perfect partner for optimum cleaning → Page 189



Easyclean

Accessories



Ordering information

1 Plastic lid, grey, 1 piece	No. 18500001
2 Stainless steel cover, 1 piece	No. 18500002
3 Stainless steel basket, 1 piece	No. 18500003
4 Stainless steel immersion basket 59 mm, 1 piece	No. 18500004
5 Plastic acid bath insert, 1 piece	No. 18500005
6 Cleaning jar 600 ml with lid and rubber band, 1 piece	No. 18500006
7 Plastic container with lid, 1 piece	No. 18500007

1. Plastic lid

- Quicker heating.
- Protects against evaporation and dust infiltration.

2. Stainless steel cover

- Cover for use with the cleaning jar or plastic container with lid.

3. Stainless steel basket

- For storage of cleaning items.
- To protect the floor of the oscillating tank.

4. Stainless steel immersion basket

- For cleaning small and very delicate items.
- For use with the stainless steel cover or with the cleaning jar.

5. Acid bath insert


- For acids and fluids not suitable for use in the stainless steel tank.

6. Cleaning jar

- For the use of additional cleaning fluids.
- For use in the stainless steel cover.

7. Plastic container with lid

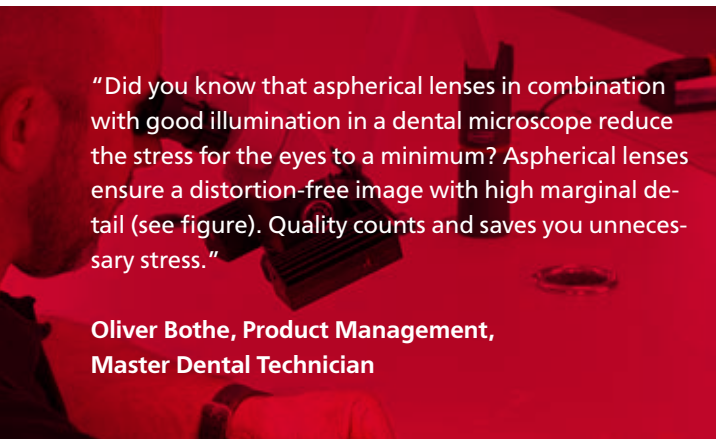
- Ideal for cleaning smaller items and working with acids.
- Can be also used in conjunction with the stainless steel cover.



Mobiloskop S

Microscope

One microscope for up to 4 workplaces! The 360° swivel-mounted support arm allows a single microscope to be utilized from several workplaces for detail control and precision work.



“Did you know that aspherical lenses in combination with good illumination in a dental microscope reduce the stress for the eyes to a minimum? Aspherical lenses ensure a distortion-free image with high marginal detail (see figure). Quality counts and saves you unnecessary stress.”

**Oliver Bothe, Product Management,
Master Dental Technician**

Advantages

- 5 and 10 times magnification provides maximum precision.
- Distortion-free coupled with uniform sharpness in the entire viewing field.
- Large viewing field with a high depth of focus and marginal detail.

Details

- Ergonomic and relaxed seating position thanks to the high working position of 150 mm.
- Dioptic compensation enables a three-dimensional view.
- Optional: LED-illumination with 9,000 Lux/18 white light LEDs.

Technical data

Light beam	45°, angled
Field of vision Ø	44 mm (1.734") (5 x) 22 mm (0.867") (10 x)
Focussing depth	22 mm (0.867") (5 x) 10 mm (0.394") (10 x)
Working distance	150 mm (5.9")
Action radius of swivel arm	850 mm (33.5")
Max. table top thickness with universal clamp	18–74 mm (0.71–2.92")
Max. table top thickness with screw clamp	max. 26 mm (1.02")
Weight (incl. swivel arm)	approx. 1,8 kg (4.0 lbs.)

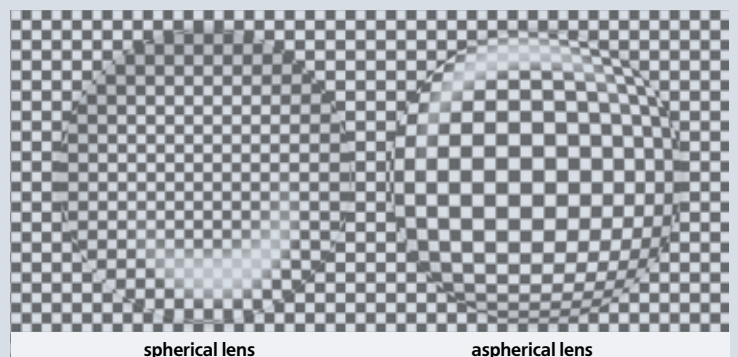
Ordering information

Mobiloskop S with support arm, Mobiloskop head (without lighting), support arm (incl. stand with universal clamp)	No. 2200 0400
1 Stand with universal clamp	No. 2200 0410
2 Stand with screw clamp	No. 2200 0420

1



2



spherical lens

aspherical lens



LED illumination

There is a choice of two light intensities for optimal adaptation to each object. This makes working with the Mobiloskop fatigue-free.

Advantages

- Perfect illumination of the viewing field and maximum control of detail using 9,000 Lux.
- Optimum light tone ensures color fidelity observation of all objects using 18 long-life white light LEDs.
- Shadow-free, contrast-rich illumination via a 15° lighting angle.

Technical data

Permissible mains voltage / frequency	100–240 VAC, 50 / 60 Hz
LED light fitting operating voltage	12 VDC
Mains adapter power consumption	16 W
LED light fitting power consumption	14 W (Level 1), 12 W (Level 2)

Weight	250 g (0.55 lbs)
Dimensions (W x H x D)	162 x 34 x 82 mm (6.38 x 1.34 x 3.23")

Ordering information

LED illumination, for Mobiloskop, 100–240 VAC	No. 2200 5000
--	---------------



Support arm

Stable support arm with three hinges, which can be adjusted and fixed to any position.

Advantages

- Can be used for up to 4 workplaces due to swivel-mounted support arm with a radius of 850 mm.
- Integrated power cable for the LED lighting.
- Workplace attachment with clamp for table top thicknesses of 18–74 mm (0.71–2.92").

Ordering information

Support arm, stand with universal clamp with universal clamp	No. 2200 0401
Stand with screw clamp (max. bench top thickness: 26 mm)	No. 2200 0420



Remberti

1.5 times enlarging magnifying spectacles with foldable magnifying section.

Advantages

- Non-reflecting due to tempered mineral glasses.
- Low weight of only 38 g (1.38 oz.) ensures interference-free working.
- Also suitable for spectacle wearers.

Ordering information

Remberti, magnifying glasses silver	No. 1262 0001
--	---------------



Klara Wenzel
Dental Technician

"Klara, in your opinion what is the difference between creative work and other working processes?"

"The moment I pick up a brush, somehow my attitude changes. Something as simple as the feel of the handle and the flexibility of the tip when layering helps me relax and forget time briefly."

Contents | Mixing Trays & Brushes

Overview Mixing trays	98
Mixing trays	100–103
Mixing trays for stains	102–103
Overview Brushes	104
Natural hair brushes	106–110
Synthetic bristle brushes	110–111
Special brush	111

What is important when working creatively?

→ “Creative working stages do not involve what you would otherwise call “optimum” or “perfect”. It has much more to do with personal style. In this sense, the best work can only be created where the esthetic expectations of the dental technician, dentist and patient concur. In this situation exchanging ideas is simply essential. I also maintain that you require time to find and further develop your personal style with the brush and material. It is perhaps an exaggeration to talk about “artistic phases” with dental technicians. But I can already say that my creative work is different compared to five years ago.”



Which characteristics make brushes valuable for you?


→ “I like brushes that are very precise and have a well-formed tip. The tip should keep its shape for as long as possible. This helps me because firstly, I don’t want to keep changing the brush or buying new brushes. Secondly, brushes that last a long time improve the quality of my work. The reason for this is that the longer I use the brush, the more I can become accustomed to it and gain experience. I appreciate a large selection of brushes and mixing palettes, but once I have established my favorites I can manage with a very small set.”



Variety provides for
a free selection.

→ lay:art system

easy use



Trays and brushes, truly individual

The lay:art system allows you to develop your art in a suitable framework. Quality and functionality are integral features of these ultra-modern mixing trays and high-quality brushes.

This is what makes work easier

- 1 large selection of different moistening systems
- 2 ergonomic design
- 3 rewritable foil in the lid
- 4 ingenious ventilation system
- 5 integrated support surface



Find optimum instruments

Ten mixing trays with and without moistening function and ten sizes of brushes with different shapes are available in the lay:art system. This allows you to find your individual combination of mixing tray and brush.



Work cleanly, reliably and carefully

Integrated anti-surge ridges and recessed grips ensure safe transport. The rewritable foil in the lid ensures organized management of the porcelains on the tray. A practical feature: the support surface for brushes and instruments in the large housing.



Keep your porcelains well preserved

The housing lid protects the porcelains against drying out and contamination. The ingenious ventilation system inhibits the formation of mold (with proper use) and ensures hygienic working.

→ Suitable lay:art brushes can be found on the following pages.

making work easy for me means ...

... that the lid is easily detachable at an angle of 90° and locks when open at an angle of 120°. This provides me with an optimum view on the rewritable labeling foil.

Joanna Deligianni
Product Management,
Dental Technician

Overview mixing tray

	With moistening system	Without moistening system	Stains
lay:art crystal aqua	✓	-	-
lay:art tropic pro	✓	-	-
lay:art tropic	✓	-	-
lay:art oasis	✓	-	-
lay:art crystal	-	✓	-
lay:art natural	-	✓	-
lay:art color	-	-	✓
Rainbow	✓	-	-
Porcelain mixing tray	-	✓	-
Stain-Mix	-	-	✓
Melody	-	-	✓

lay:art crystal aqua

Partially self-moistening glass mixing tray with two moistening strips.

Advantages

- Gentle on the brush and completely abrasion free using float glass.
- Homogeneous moistening and consistency of the porcelain thanks to dimensionally stable and durable moistening strips.
- Optimal moisture transport ensures there is no formation of microbubbles or porosity.



Ordering information

lay:art crystal aqua xl , tray dimensions: 220 x 4 x 120 mm (8.67 x 0.16 x 4.73"), housing size: 291 x 36 x 223 mm (11.47 x 1.42 x 8.79")	No. 1043 1000
lay:art crystal aqua s , tray dimensions: 159 x 4 x 90 mm (6.26 x 0.16 x 3.55"), housing size: 211 x 28 x 147 mm (8.31 x 1.10 x 5.79")	No. 1043 2000
Labeling foil crystal (aqua) xl , 3 pcs.	No. 1043 0100
Labeling foil crystal (aqua) s , 3 pcs.	No. 1043 0200
Moistening strip crystal aqua xl , 12 pcs.	No. 1043 1010
Moistening strip crystal aqua s , 12 pcs.	No. 1043 2020

lay:art tropic pro

Homogeneous, diffusible high-tech porcelain tray with wells and continuous moistening.

Advantages

- Ideal porcelain consistency due to uniform, continuous moistening of the porcelain.
- Individual control of the optimum porcelain consistency thanks to the sophisticated mixing well geometry.
- 12 (xl)/4 (s) large and 5 (xl)/4 (s) small mixing wells provide space for structured working.



Ordering information

lay:art tropic pro xl , tray dimensions: 220 x 4 x 120 mm (8.67 x 0.16 x 4.73"), housing size: 291 x 36 x 223 mm (11.47 x 1.42 x 8.79")	No. 1045 0000
lay:art tropic pro s , tray dimensions: 159 x 4 x 90 mm (6.26 x 0.16 x 3.55"), housing size: 211 x 28 x 147 mm (8.31 x 1.10 x 5.79")	No. 1045 1000
Labeling foil tropic (pro) xl , 3 pcs.	No. 1044 0100
Labeling foil natural, tropic (pro) s, oasis , 3 pcs.	No. 1046 0100

lay:art tropic

Diffusible high-tech porcelain tray with homogeneous, full-surface moistening.

Advantages

- Diffusible plate material ensures optimally moistened porcelain.
- Savings in material and costs without loss due to drying out.
- Savings in time, since continuous humidification of porcelain powders is not necessary.



Ordering information

lay:art tropic xl , tray dimensions: 220 x 4 x 120 mm (8.67 x 0.16 x 4.73"), housing size: 291 x 36 x 223 mm (11.47 x 1.42 x 8.79")	No. 1044 0000
lay:art tropic s , tray dimensions: 159 x 4 x 90 mm (6.26 x 0.16 x 3.55"), housing size: 211 x 28 x 147 mm (8.31 x 1.10 x 5.79")	No. 1044 1000
Labeling foil tropic (pro) xl , 3 pcs.	No. 1044 0100
Labeling foil natural, tropic (pro) s, oasis , 3 pcs.	No. 1046 0100



lay:art oasis

High-tech porcelain mixing tray with glazed surface and perforated wells. Automatic capillary moistening for processing and storing of dental ceramic materials.

Advantages

- The porcelain remains processable for a long time thanks to the continuous moistening by means of a micro-foam moistening pad.
- Safe working due to permanent optimal consistency of porcelain.
- Gentle on the brush thanks to a completely glazed surface.

Ordering information

lay:art oasis, tray dimensions: 159 x 9 x 90 mm (6.26 x 0.35 x 3.55"),
housing size: 211 x 28 x 147 mm (8.31 x 1.10 x 5.79")

No. 1045 5000

Labeling foil natural, tropic (pro) s, oasis, 3 pcs.

No. 1046 0100



lay:art crystal

Glass mixing tray in a modern design.

Advantages

- Optimized plate color provides optimum contrast to the material.
- Gentle on the brush and completely abrasion free using float glass with a high-quality, extremely smooth surface.
- Perfect overview and structured working thanks to optical subdivision in segments.


Ordering information

lay:art crystal, tray dimensions: 220 x 4 x 120 mm (8.67 x 0.16 x 4.73"),
housing size: 291 x 36 x 223 mm (11.47 x 1.42 x 8.79")

No. 1043 0000

Labeling foil crystal (aqua) xl, 3 pcs.

No. 1043 0100



lay:art natural

Exclusive mixing tray made from natural agate stone.

Advantages

- The outstanding material hardness and highly polished surface guarantee abrasion-free, reliable working.
- Individuality, each tray is uniquely handcrafted.

Ordering information

lay:art natural, tray dimensions: 159 x 6,5 x 90 mm (6.26 x 0.26 x 3.55"),
housing size: 211 x 28 x 147 mm (8.31 x 1.10 x 5.79")

No. 1046 0000

Labeling foil natural, tropic (pro) s, oasis, 3 pcs.

No. 1046 0100

lay:art color

Glazed ceramic tray for preparing and storing stains.

Advantages

- Balanced distribution of 13 drop-shaped, 2 large and 4 small round mixing wells as well as a smooth mixing surface.
- Newly developed drop shape: sharp-edged at the back for wiping the brush, tapering at the front to allow controlled dispensing of the stain on the brush surface.



Ordering information

lay:art color, tray dimensions: 159 x 11 x 90 mm (6.26 x 0.43 x 3.55"), housing size: 211 x 28 x 147 mm (8.31 x 1.10 x 5.79")

No. 10470000

Labeling foil color, 3 pcs.

No. 10470100

Rainbow

Glazed palette material with perforated wells prevents the porcelain from drying-out during the working process.

Advantages

- Capillary effect to the wells (2 holes each) moistens the porcelain.
- Very smooth palette surface increases the service-life of the porcelain brush.
- Continuous use of porcelain due to air-tight lid.



Ordering information

Rainbow incl. lid and acrylic tray, tray dimensions: ≈ 183 x 105 mm (7.20 x 4.13")

No. 10580000

Porcelain mixing palette

Porcelain mixing palette for porcelain and stains.

Advantages

- Fully glazed palette with tapered wells.
- Various well sizes for individual portions of porcelain.
- 6 round wells for stains.



Ordering information

Porcelain mixing palette incl. lid, tray dimensions: ≈ 155 x 95 mm (6.10 x 3.74")

No. 10510000



Stain-Mix

Stain mixing tray for porcelain and acrylic stains.

Advantages

- With black lid for light curing stains.
- 30 small wells with sharp edges for wiping the brush.
- 1 large well for glaze liquid.

Ordering information

Stain-Mix incl. black lid, tray dimensions: ≈ 155 x 95 mm (6.10 x 3.74")

No. 1065 0100



Melody

The mixing tray for porcelain stains.

Advantages

- 16 sloped wells for stains.
- 4 flat wells for individual mixing of stains.
- Separate well for mixing liquid.

Ordering information

Melody incl. lid and acrylic tray, tray dimensions: ≈ 143 x 85 mm (5.63 x 3.35")

No. 1058 0100

lay:art Field report

What a refreshing, clean and artistic feeling the Renfert lay:art range brings to dental technology ... it combines beautiful design with such clever functionality that it turns even the mundane into something special. Every ceramist needs a bit of daily inspiration for creating beautiful and natural restorations (...)

Read more in our Blog.
blog.renfert.com



#RenfertBlog #DTKnowHow #lay:art



Developing a very personal style.

→ lay:art Brushes



Brushes for artistic freedom

lay:art brushes combine both optical and technical advantages to facilitate creative and esthetic working.

This is what makes work easier

- 1 high tension
- 2 extremely durable bristles
- 3 elastic, resistant tips
- 4 ergonomic shape & soft touch
- 5 integrated anti-roll



Wide selection for individualists

Choice of two or three types of tips depending on the size: slimline tip contour, bold tip contour and short conical tip contour.



Take advantage of permanent quality

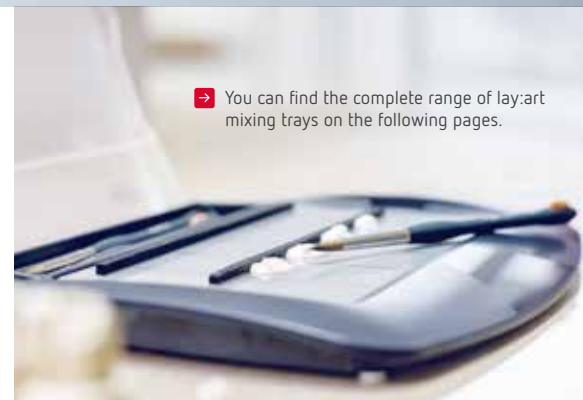
Only the longest, finest hairs from the tail of the male Siberian weasel are used for the lay:art style brushes. This hair is particularly resistant and elastic. The brush tip remains extremely stable and firm thanks to a special binding technique.



Apply with the finest tip

A brush tip made from fine, tapering and uniformly long hair reduces the loading on the individual hairs and deflects the forces acting on the brush to the side. This increases the tension and service life.

→ You can find the complete range of lay:art mixing trays on the following pages.



making work easy
for me means ...

... that the very stable brush tip
does not become more blunt with
use, but retains its shape.

Cim Özyurt
Product Management,
Dental Technician


Overview Brushes	Natural hair	Synthetic hair	Page
lay:art style	✓	–	106
Genius	✓	–	108
Profi	✓	–	109
Kolinsky	✓	–	109
Basic line	✓	–	110
Ceramicus	–	✓	110
Takanishi	–	✓	111
Squirrel hair	✓	–	111
Combi wax brush	✓	✓	111

lay:art style

Natural bristle brush

lay:art style natural hair brushes provide premium quality for the highest demands. An innovative manufacturing technique achieves maximum values in terms of tension, dimensional stability and durability of the brush tip.

Color code & roll-away protection




The ergonomic handle design with Soft Touch is optimally balanced and sits perfectly in the hand.

Advantages

- Top quality with natural hair for consistent working comfort at the highest level.
- 10 sizes with different shape concepts, perfectly coordinated to individual requirements.
- The Big Brush technique with sizes 8, 6 and 4 increases the moisture reserve and tension.

Ordering information

lay:art style set with 1 piece each of opaque, color, brush size 2	No. 1725 1000
1 lay:art style size 2 , 2 pieces	No. 1725 0002
2 lay:art style size 4 slim , 1 piece	No. 1725 0004
3 lay:art style size 4 bold , 1 piece	No. 1725 0014
4 lay:art style size 4 cone , 1 piece	No. 1725 0040
5 lay:art style size 6 slim , 1 piece	No. 1725 0006
6 lay:art style size 6 bold , 1 piece	No. 1725 0016
7 lay:art style size 8 slim , 1 piece	No. 1725 0008
8 lay:art style size 8 bold , 1 piece	No. 1725 0018
9 lay:art style color , 2 pieces	No. 1725 0000
10 lay:art style opaque , 2 pieces	No. 1725 0001




Further information

www.lay-art.de



 lay:art





Diverse selection for individualists

The different sizes reflect the required amounts of water and porcelain per work cycle. Two or three shapes of brushes can be selected in the sizes 8, 6 and 4.

Slim: Slim shape of brush in the upper third provides minimal moisture release and aids delicate building up.

Bold: Bold shape of brush in the upper third provides higher moisture release and aids the uptake of large amounts of porcelain.

Cone (4): Short conical brush shape enables precise building up and targeted reduction thanks to maximum firmness.

The optimal addition – available as a practical set or individually

Size 2: Is ideal for the exact application of small amounts.

Opaque: The perfect combination of thick and long hairs (7,5 mm /0.29"). It nestles on the framework surface and ensures an effective, uniform opaque and liner application.

Color – The staining brush: High strength right into the tip for targeted application of perfect shade accents and specific details.



Tip before first use!

Before using the brush for the first time, remove the brush gel made from gum arabic, thoroughly. Break the solid, dry gel with your fingers and stroke the hair of the brush several times in quick movements over your hand. Then swirl the brush in a glass of water and clean on the wall of the water glass using rotating movements. Before each build-up, wet the brush hair thoroughly.

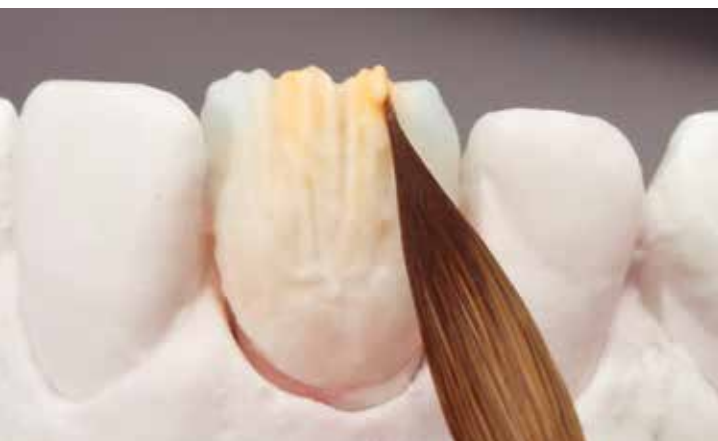




Genius

Natural bristle brush with protective function

High quality, natural hair brushes in a modern design with a protective function integrated in the handle. In order for the brush hair to have a high level of strength, shape stability and longevity, Renfert uses a unique manufacturing technique.

Size code & roll-away protection



Advantages

- Brush hair has a long service life due to an innovative protective function.
- Slim tip shape due to the high quality brush hair.
- Especially economical due to easily interchangeable brush inserts.


Details

- The protective function can be easily activated via a smooth rotation mechanism.
- Controlled drying process due to the ventilated protective function.
- Consistent haptics for all holding positions.
- Integrated roll-away protection.

Ordering information

Genius set with 4 brush sizes (2, 4, 6, 8)*	No. 1715 0000
1 Genius size 2 , 1 piece*	No. 1715 0002
2 Genius size 4 , 1 piece*	No. 1715 0004
3 Genius size 6 , 1 piece*	No. 1715 0006
4 Genius size 8 , 1 piece*	No. 1715 0008
Genius refill, size 2 , 2 pieces*	No. 1715 1002
Genius refill, size 4 , 2 pieces*	No. 1715 1004
Genius refill, size 6 , 2 pieces*	No. 1715 1006
Genius refill, size 8 , 2 pieces*	No. 1715 1008

* Available 2017



Protective function



Profi

Natural bristle brush



High quality porcelain brush made from premium quality Kolinsky natural bristles.

Advantages

- Weight incorporated in shaft gives optimum balance.
- Comfortable to hold due to ergonomic handle.

Kolinsky

Natural bristle brush



Natural bristle brush made from Kolinsky red sable bristles – quality and aesthetics combined.

Advantages

- Fine, flexible brush tip.
- Optimum liquid reservoir.
- 6 different sizes for individual uses.

Ordering information

Profi set with 6 brush sizes (without opaquing brush)		No. 1711 0100
1	Profi size 4, 2 pieces	No. 1711 0004
2	Profi size 6, 1 piece	No. 1711 0006
3	Profi size 8, 1 piece	No. 1711 0008
4	Profi cleaning brush, 2 pieces	No. 1711 0105
5	Profi glazing brush, 2 pieces	No. 1711 0106
6	Profi staining brush size 2/0, 2 pieces	No. 1711 0120
7	Profi opaquing brush, 2 pieces	No. 1711 0200

Ordering information

Kolinsky set with 6 brush sizes (1, 2, 4, 6, 8, 1/0)		No. 1713 1000
1	Kolinsky size 1, 2 pieces	No. 1713 1001
2	Kolinsky size 2, 2 pieces	No. 1713 1002
3	Kolinsky size 4, 2 pieces	No. 1713 1004
4	Kolinsky size 6, 2 pieces	No. 1713 1006
5	Kolinsky size 8, 2 pieces	No. 1713 1008
6	Kolinsky size 1/0, 2 pieces	No. 1713 1110



Basic line

Natural bristle brush



The main difference between Basic line and other low cost dental brushes is the choice of material and manufacturing method.

Advantages

- Best quality selection of red sable natural bristles.
- A high degree of elasticity enables either large or small amounts of porcelain to be lifted.
- Large water reservoir with even moisture dispensing.

Ordering information

Basic line set with 6 brush sizes (1, 2, 4, 6, 8, 1/0)		No. 1717 0000
1	Basic line size 1, 2 pieces	No. 1717 0001
2	Basic line size 2, 2 pieces	No. 1717 0002
3	Basic line size 4, 2 pieces	No. 1717 0004
4	Basic line size 6, 2 pieces	No. 1717 0006
5	Basic line size 7, 2 pieces	No. 1717 0007
6	Basic line size 8, 2 pieces	No. 1717 0008
7	Basic line size 1/0, 2 pieces	No. 1717 0010



Ceramicus

Synthetic bristle brush



Porcelain brush made from a special, synthetic microhair structure.

Advantages

- Great resilience of the bristles.
- Very densely packed bristles.
- No bothersome splaying of the bristles after every porcelain build-up.

Ordering information

Ceramicus set with 6 brush sizes (1, 2, 4, 6, 8, 1/0)		No. 1716 0000
1	Ceramicus staining brush set size 00 and 000, 2 pieces each	No. 1703 0000
2	Ceramicus size 1, 2 pieces	No. 1716 0001
3	Ceramicus size 2, 2 pieces	No. 1716 0002
4	Ceramicus size 4, 2 pieces	No. 1716 0004
5	Ceramicus size 6, 1 piece	No. 1716 0006
6	Ceramicus size 8, 1 piece	No. 1716 0008
7	Ceramicus Big Brush, 1 piece	No. 1716 0088
8	Ceramicus size 1/0, 2 pieces	No. 1716 0110
9	Ceramicus size 2/0, 2 pieces	No. 1716 0120
10	Ceramicus opaquing brush, 2 pieces	No. 1716 0200



Takanishi

Synthetic bristle brush



Very high quality synthetic bristle brush which has been well proven for many years for the optimal porcelain build-up.


Advantages

- The brush tip remains stable.
- Highly flexible brush bristles.
- Ideal for reducing porcelain.

Ordering information

Takanishi set with 6 brush sizes (1/0, 2, 4, 6, 8, opaquing brush) No. 1714 0000
Takanishi staining brush set size 00 and 000, 2 pieces each No. 1701 0000

1 Takanishi sz. 1, 2 pcs.	No. 17140001	8 Takanishi sz. 10, 1 pc.	No. 17140010
2 Takanishi sz. 2, 2 pcs.	No. 17140002	9 Takanishi sz. 12, 1 pc.	No. 17140012
3 Takanishi sz. 3, 2 pcs.	No. 17140003	10 Takanishi sz. 14, 1 pc.	No. 17140014
4 Takanishi sz. 4, 2 pcs.	No. 17140004	11 Takanishi sz. 1/0, 2 pcs.	No. 17140110
5 Takanishi sz. 5, 2 pcs.	No. 17140005	12 Takanishi sz. 2/0, 2 pcs.	No. 17140120
6 Takanishi sz. 6, 2 pcs.	No. 17140006	13 Takanishi opaquing brush, 2 pcs.	No. 17140200
7 Takanishi sz. 8, 2 pcs.	No. 17140008		



Squirrel hair brush

According to Stefan Borenstein. Fine, wide surface brush for smoothing and cleaning the porcelain model.

Advantages

- Very soft brush bristles.
- Large surface brush.
- Comfortable access to interdental spaces using narrow edge.



Ordering information

Squirrel hair brush, 1 piece No. 1712 0000

Combi wax brush

The dual purpose brush for the most common uses within crown and bridge and partial denture technique.


Advantages

- Large brush: for smoothing and cleaning wax models.
- Small brush: for isolating dies or plaster models.



Ordering information

Combi wax brush, 1 piece No. 1705 0000



→ Jörg Richter
Master Dental Technician

"Jörg, What is the reason behind your enthusiasm for dental technology?"

"Simply said it is my love to the smallest details. I believe that inside every dental technician there is a goldsmith, toolmaker or watchmaker. I am particularly aware of this when carrying out precision attachment work. To me this is not just fulfilling a task; I perform this part of my work with absolute pleasure."

Contents | Instruments

Overview Hand instruments	114
Hand instruments	114–118
Measuring instruments	119–120
Overview Separating discs	121
Separating discs	122–132
Overview Polishers	133
Polishers	134–138

What role does precision play in your work?

→ “Naturally, it is always a personal and also welcome challenge to improve your own precision! The Calipretto CR precision measuring instrument, for example helps me in this way. But it is also a necessity, because my aim is to fabricate precise, delicate, dimensionally exact and accurately fitting restorations. This is not merely important for the subsequent esthetics of the restoration; it is also a guarantee that the functional details are correct. Precision is never an end in itself, but in the best case scenario my careful work ensures that patients never think about their restoration because they don’t notice it.”



What do you like about your instruments?

→ “I think it is important that my instruments are easy to use and low-maintenance. When I pick up an instrument it should feel good in my hand. I like it when instruments save time and increase the cost-effectiveness of my work. For example separating discs, which simply last longer, such as the Dynex discs. A good instrument proves itself in continuous use. But “suitable for daily use” also means “versatile” for me. Because during daily routines I require instruments, which do not inhibit my personal style but support it by providing a wide choice.”



Overview Hand Instruments

Description	Porcelain	Wax	Acrylics	Page
ERGO Ceramic	✓	–	–	114
ERGO Acryl	–	–	✓	115
ERGO Wax	–	✓	–	115
Metrical scoops	✓	–	–	116
Agate spatula	✓	–	–	116
Universal instrument	✓	✓	✓	116
Instrument set Deluxe	✓	✓	✓	117
Instrument set Standard	–	✓	–	117
Keramogrip	✓	–	–	118
Jacketgrip	✓	–	–	118

Overview Measuring Instruments

Description	Page
Calipretto CR	119
Calipretto S	120
Calipers	120

ERGO Ceramic

Ceramic modeling instrument

Double-sided special instruments for modelling porcelain with three replaceable instrument tips.



Instrument No. 1

Large blade for separating and reducing (replaceable). A large claw scraper for precise resection when modelling the tooth shape.


Instrument No. 2

Fine nerve needle for creating fissures and enamel cracks (replaceable). Small blade for working on areas which are difficult to reach (replaceable).



Ordering information

ERGO Ceramic Set with 2 instruments	No. 1161 1000
1 ERGO Ceramic Instrument No. 1, 1 piece	No. 1161 1100
2 ERGO Ceramic Instrument No. 2, 1 piece	No. 1161 1200
Spring tip „large blade“, 2 pieces	No. 1161 1110
Spring tip „small blade“, 2 pieces	No. 1161 1210
Spring tip „fine nerve needle“, 2 pieces	No. 1161 1220



ERGO Acryl

Instrument for veneering composite



Double-sided modelling instruments ideal for acrylic facings.

Advantages

- Three individual flexible blades, 0.2 mm thick.
- Flexible blades are secured to the instrument handle by a threaded connection and can be easily exchanged, as required.
- Ideal for applying and modelling modern facing acrylics.

ERGO Wax

Wax modeling instrument



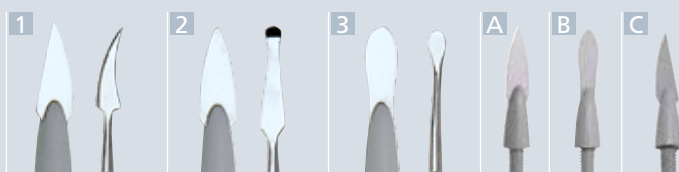
ERGO wax instruments are characterised by the wide variety of applications for which they can be employed and by their individual adaptability. The handle design is different for each instrument, thus making them unique.

Advantages

- Instruments can be ground according to individual needs.
- Probes, blades and scrapers made from handground stainless steel.
- Fine, anodised handles, comfortable to hold, heat-resistant and insulated.

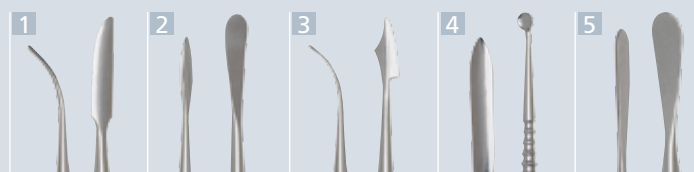
Ordering information

1 ERGO Acryl Instrument, No. 1, 1 piece	No. 1052 1100
2 ERGO Acryl Instrument, No. 2, 1 piece	No. 1052 1200
3 ERGO Acryl Instrument, No. 3, 1 piece	No. 1052 1300
A Flexible blade tip, No. 1, 2 pieces	No. 1052 1110
B Flexible blade tip, No. 2, 2 pieces	No. 1052 1210
C Flexible blade tip, No. 3, 2 pieces	No. 1052 1310



Ordering information

1 ERGO Wax Instrument No. 1, 1 piece	No. 1034 2001
2 ERGO Wax Instrument No. 2, 1 piece	No. 1034 2002
3 ERGO Wax Instrument No. 3, 1 piece	No. 1034 2003
4 ERGO Wax Instrument No. 4, 1 piece	No. 1034 2004
5 ERGO Wax Instrument No. 5, 1 piece	No. 1034 2005



Metrical scoops

Stainless steel metrical scoops for precise measuring of porcelain powders.

Advantages

- Slim shape for easy access to small bottles of porcelain.
- For reproducible, individual porcelain mixtures.
- 4 different scoop sizes:
0.02 g; 0.05 g; 0.10 g; 0.40 g



Ordering information

Metrical scoops with 4 different scoop sizes, 2 pieces

No. 1053 0000

Agate spatula

Agate instrument for mixing porcelain masses.

Advantages

- The porcelain cannot be contaminated by metal flaking off instruments.
- Both ends can be used.
- Ideal if used in combination with the lay:art mixing trays series.



Ordering information

Agate spatula, 1 piece


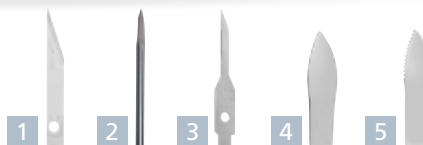
No. 1157 0000

Multipurpose instrument

High quality instrument with tension adjustor and 5 different inserts for use within various dental technology applications.

Advantages

- Blade change within seconds.
- Super-thin blades for separating porcelain.
- Light instrument with non-slip grip.



Ordering information

Multipurpose instrument with 1 handle and each 1 blade No. 10300100, 10500100 and 10500600

No. 1030 1000

1 Blades broad, 10 pieces

No. 10300100

2 Chisel, 6 pieces

No. 10320100

3 Blades narrow, 10 pieces

No. 10310100

4 Blades smooth, 8 pieces

No. 10500100

5 Blades serrated, 8 pieces

No. 10500600



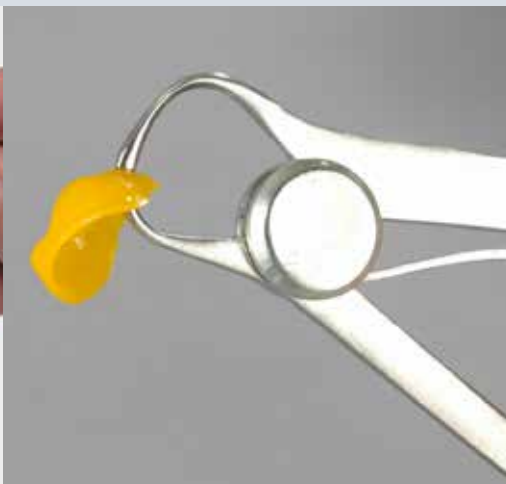
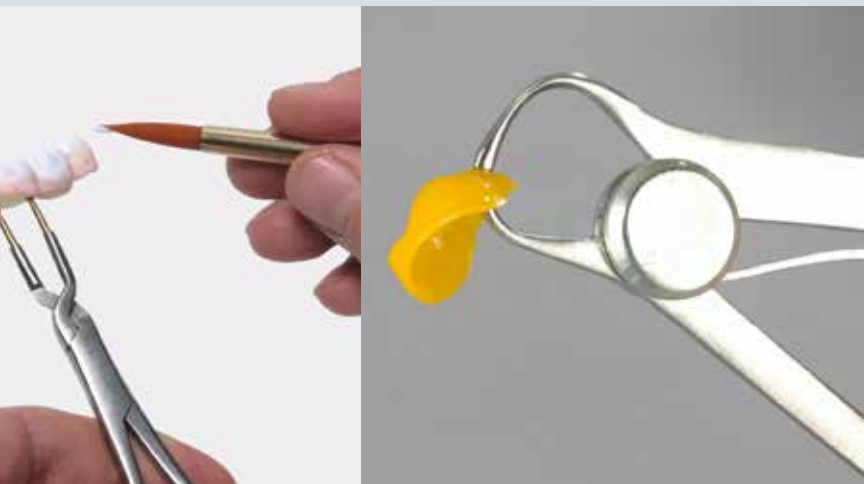
Instrument set

Standard & Deluxe

High quality set including instruments, brushes and pliers for all areas of use within dental technology. The standard set contains everything necessary for the novice dental technician.

Ordering information

Instrument set Standard with contents as indicated	No. 1151 0000
Instrument set Deluxe with contents as indicated	No. 1154 0000



Contents set Standard

ERGO Wax instrument No. 1, ERGO Wax instrument No. 3, ERGO Wax instrument No. 4, Tweezers, rust-proof, 15.5 cm, Combi wax brush, Multi-purpose instrument with blades, Plaster knife, 13 cm, Wax knife, large, Wax knife, small, Aderer clasp bending pliers, slender, Pointed pliers, grooved, Foil scissors, Soldering tweezers, 16 cm, Standard callipers.

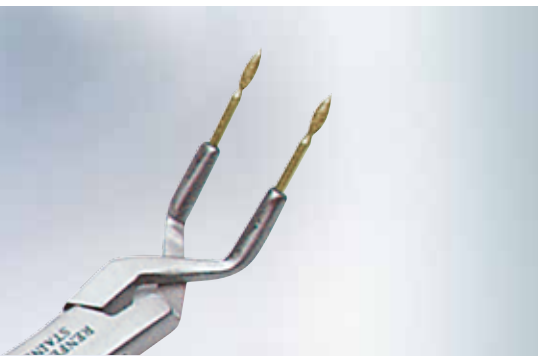
Contents set Deluxe

Tweezers rust-proof, 15.5 cm, Sakura marking pen, Combi wax brush, Wax knife small, ERGO Wax instrument No. 1, ERGO Wax instrument No. 3, ERGO Wax instrument No. 4, Multipurpose instrument with blades, ERGO Acryl instrument kit, 3 pieces, Takanishi brush size 4, Takanishi brush size 6, Wax knife large, Soldering tweezers, 16 cm, Aderer clasp bending pliers slender, Curved haemostats, Plaster knife, 13 cm, Standard callipers, Pointed pliers grooved, Foil scissors.



Keramogrip

Holding instrument with diamond tips



Holders for crowns and bridges during porcelain or acrylic work.

Advantages

- Replaceable, fine diamond tips.
- Elliptical shaped tips suitable for small crowns.
- Finely graduated gripping ratchet.

Jacketgrip

Holding instrument with diamond tips



Tweezers for a secure hold on crowns and bridges.

Advantages

- Replaceable, fine diamond tips.
- Elliptical shaped tips suitable for small crowns.
- Infinitely adjustable with the thumb screw.

Ordering information

Keramogrip curved	No. 11090300
1 Replacement tips , 2 pieces	No. 11090100



Ordering information

Jacketgrip curved	No. 11050300
1 Replacement tips , 2 pieces	No. 11090100





Calipretto CR

Precision measuring instrument
inspired by Attilio Sommella

Precise dial calipers with measuring tips made from high performance ATZ (Alumina Toughened Zirconia) ceramic, specially designed for measuring the wall thickness of full ceramic dental restorations.

Ordering information

Calipretto CR, incl. measuring tip top and measuring tip bottom,
hexagon key

No. 1123 1000

Product video

www.youtube.be/6pwjT_rzo44



#RenfertBlog

blog.renfert.com



"The Calipretto CR with its modified tips is a fantastic tool: it is ergonomic, easy to use and with its completely renewed and improved features for versatility and comfort it is the ideal instrument!"

Attilio Sommella, Dental Technician

Advantages

- Efficient processing due to metal-free measuring.
- Long service life due to practically indestructible ATZ measuring tips.
- Measuring data can be clearly seen in 1/10 mm steps.
- The smallest areas can be measured with a tip diameter of only 0.8 mm.

Precise measuring – making work easy

Metal tips leave metal marks on hard, ceramic surfaces. This results in additional working steps or in the worst case, a completely new production. With the Calipretto CR, the ceramic surface is only touched with tips made from ATZ high performance ceramic. No unwanted additional working steps are required to clean the object, firing faults caused by metal residues are a thing of the past.



Calipretto S

Precision measuring instrument




Measuring system for precise wall thickness of dental objects.

Advantages

- Interchangeable special tips.
- Standard tips: all-purpose use within normal space conditions.
- Modified tips: specifically for use in slender anterior crowns.

Calipers

Precision measuring instrument



Precision instrument which can be read from both sides.

Advantages

- Rust-proof special steel.
- Slender measuring tips.
- Reading accuracy of up to 0.1 mm and measuring range of 0 to 10 mm (0–0.39”).

Ordering information

Calipretto S incl. 3 pairs of tips, adjusting sleeve and Allen key	No. 1122 1000
Measuring tips , 1 pair	No. 1122 1001
1 Measuring tips, modified , 1 pair	No. 1122 1002
2 Measuring discs for casting wax , 1 pair	No. 1122 1003
Protective glass for Calipretto S	No. 1122 1004

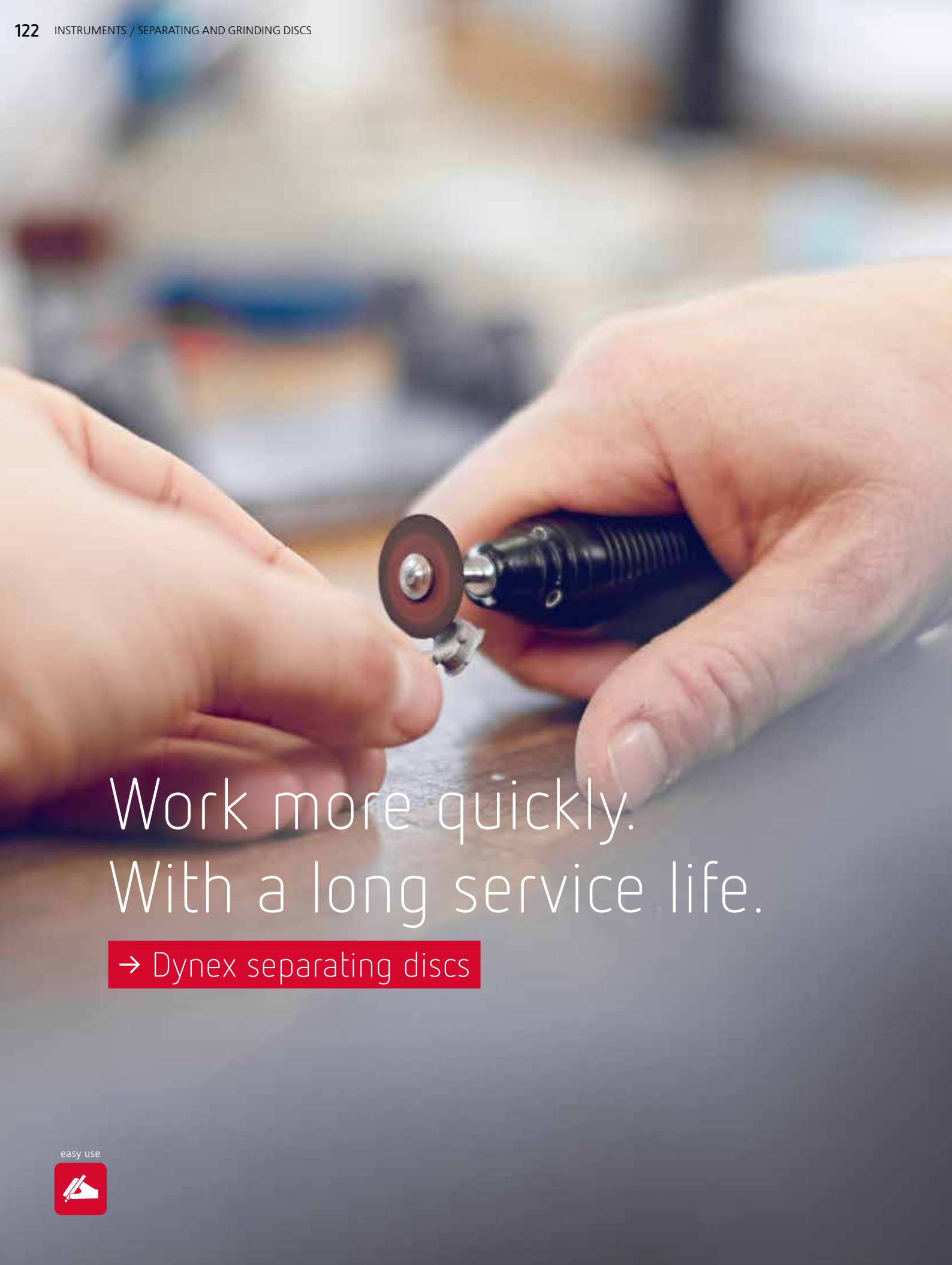


Ordering information

Caliper , 1 piece	No. 1119 0000
--------------------------	---------------

Overview Separating Discs

Description	Size	Max. revolutions	Ceramics	Titanium	Precious metals	Modell casting/ NPM	Plaster	Page
Dynex Brillant	20 x 0.20 mm	50 000 1/min.	✓	–	–	–	–	124
Dynex Brillant	20 x 0.25 mm	50 000 1/min.	✓	–	–	–	–	124
Dynex Brillant	20 x 0.30 mm	50 000 1/min.	✓	–	–	–	–	124
Dynex Titanium	22 x 0.30 mm	50 000 1/min.	–	✓	–	–	–	124
Dynex Titanium	26 x 0.30 mm	50 000 1/min.	–	✓	–	–	–	124
Dynex	22 x 0.20 mm	50 000 1/min.	–	–	✓	–	–	125
Dynex	22 x 0.25 mm	50 000 1/min.	–	–	✓	–	–	125
Dynex	26 x 0.25 mm	50 000 1/min.	–	–	✓	–	–	125
Dynex	22 x 0.30 mm	50 000 1/min.	–	–	✓	✓	–	125
Dynex	26 x 0.30 mm	50 000 1/min.	–	–	✓	✓	–	125
Dynex	22 x 0.40 mm	50 000 1/min.	–	–	–	✓	–	126
Dynex	22 x 0.50 mm	50 000 1/min.	–	–	–	✓	–	126
Dynex	26 x 0.40 mm	50 000 1/min.	–	–	–	✓	–	126
Dynex	26 x 0.50 mm	50 000 1/min.	–	–	–	✓	–	126
Dynex	22 x 0.70 mm	50 000 1/min.	–	–	–	✓	–	127
Dynex	22 x 1.00 mm	50 000 1/min.	–	–	–	✓	–	127
Dynex	26 x 0.70 mm	50 000 1/min.	–	–	–	✓	–	127
Dynex	26 x 1.00 mm	50 000 1/min.	–	–	–	✓	–	127
Dynex	40 x 0.40 mm	38 000 1/min.	–	–	–	✓	–	128
Dynex	40 x 0.50 mm	38 000 1/min.	–	–	–	✓	–	128
Dynex	40 x 0.70 mm	38 000 1/min.	–	–	–	✓	–	128
Dynex	40 x 1.00 mm	38 000 1/min.	–	–	–	✓	–	128
Plastercut	30 x 0.30 mm	10 000 1/min.	–	–	–	–	✓	129
Plastercut	38 x 0.30 mm	10 000 1/min.	–	–	–	–	✓	129
Plastercut	45 x 0.35 mm	10 000 1/min.	–	–	–	–	✓	129
Bi-Flex	22 x 0.15 mm	15 000 1/min.	✓	–	–	–	–	129
Turboflex S	19 x 0.15 mm	15 000 1/min.	✓	–	–	–	–	129
Ultracut	20 x 0.15 mm	15 000 1/min.	✓	–	–	–	–	130
Separating disc for porcelain	22 x 0.20 mm	20 000 1/min.	✓	–	–	–	–	130
Separating disc precious metal/ porcelain	23 x 0.30 mm	20 000 1/min.	✓	–	✓	–	–	131
Ultra-Fine	22 x 0.17 mm	20 000 1/min.	–	–	✓	–	–	131
Separating disc PM	22 x 0.30 mm	24 000 1/min.	–	–	✓	–	–	131
Glass-fibre reinforced separating discs	40 x 1.00 mm	25 000 1/min.	–	–	–	✓	–	132
Standard separating disc	38 x 0.60 mm	25 000 1/min.	–	–	–	✓	–	132
Standard separating disc	37 x 1.00 mm	25 000 1/min.	–	–	–	✓	–	132
Standard separating disc	32 x 1.60 mm	25 000 1/min.	–	–	–	✓	–	132
Standard separating disc	24 x 0.60 mm	25 000 1/min.	–	–	–	✓	–	132
Grinding disc	25 x 3.00 mm	25 000 1/min.	–	–	–	✓	–	132
Grinding disc	35 x 3.00 mm	25 000 1/min.	–	–	–	✓	–	132



Work more quickly.
With a long service life.

→ Dynex separating discs

easy use



Discs, providing performance at your fingertips

Renfert separating and grinding discs are absolutely precise, high-performance tools – the result of 40 years of intensive and permanent development work.

This is what makes work easier

- 1 large assortment for all materials
- 2 maximum precision at high speeds
- 3 long service life
- 4 minimum vibration
- 5 reliable and robust



Work more quickly and accurately

You work faster and more precisely when trimming, separating or preparing with these high-speed instruments. Selected raw materials, optimum dimensional accuracy, extremely high cutting speed and very low heat generation make this possible.



Be flexible

Your framework can be fabricated using any type of ceramic, precious or non-precious metal alloys, CrCo alloys or titanium alloys – you will find high-quality abrasives in the Dynex range for all applications.



Put your trust in robustness

All Dynex separating and grinding discs have very long service lives. This is because all designs, even the ultra-thin versions, are reinforced with double glass-fiber. The reinforcement is a component of the disc core and is fully fused with the carrier material.

- **A meaningful comparison:**
Dynex separating discs prove their unbeatable service lives, convince yourself ...



making work easy
for me means ...

... that the low vibration and heat generation prevent cracks and splitting off with sensitive materials such as lithium disilicate and zirconia.


Manfred Tauber
Product Management
Master Dental Technician

Dynex Brillant

Separating and cutting discs for ceramic



Size 1:1



Thin and flexible diamond grinding and separating discs with glass fiber reinforcement, created for separating and trimming porcelain, zircon oxide and lithium disilicate. Available in three thicknesses.

Advantages

- Extremely thin and flexible for precise separation of interdental spaces and gentle trimming work.
- Quick and reliable separation of press sprues.
- Minimum vibration and heat build-up, in order to prevent cracks or splitting off on ceramic material during grinding.

Dynex Titanium

Separating and cutting discs for titanium



Size 1:1



Flexible and robust glass fiber reinforced separating and grinding discs especially created for separating and grinding implant super structures such as abutments, bars and frameworks made of titanium or titanium alloys.

Advantages

- Flexible and stable for quick and precise grinding of implant super structures.
- Excellent cutting and grinding performance especially when shortening abutments.

Dynex Titanium 22 x 0.3 mm

- Particularly suited for cutting and grinding thin areas and small parts of the restoration.

Dynex Titanium 26 x 0.3 mm

- Ideal for cutting and grinding solid areas and larger parts of the restoration.

Technical data

Max. rpm 50 000 1/min

Ordering information

Dynex Brillant, Ø 20 mm (0.79"), thickness 0.20 mm (0.01"), 10 pieces No. 56 0220
Dynex Brillant, Ø 20 mm (0.79"), thickness 0.25 mm (0.01"), 10 pieces No. 56 2520
Dynex Brillant, Ø 20 mm (0.79"), thickness 0.30 mm (0.01"), 10 pieces No. 56 0320

Technical data

Max. rpm 50 000 1/min

Ordering information

Dynex Titanium, Ø 22 mm (0.87"), thickness 0.30 mm (0.01"), 20 pieces No. 58 0322
Dynex Titanium, Ø 26 mm (1.02"), thickness 0.30 mm (0.01"), 20 pieces No. 58 0326



Size 1:1

Technical data

Max. rpm 50000 1/min

Ordering information

Dynex , Ø 22 mm (0.87"), thickness 0.20 mm (0.01"), 20 pieces	No. 570222
Dynex , Ø 22 mm (0.87"), thickness 0.25 mm (0.01"), 20 pieces	No. 572522
Dynex , Ø 26 mm (1.02"), thickness 0.25 mm (0.01"), 20 pieces	No. 572526
Dynex , Ø 22 mm (0.87"), thickness 0.30 mm (0.01"), 20 pieces	No. 570322
Dynex , Ø 26 mm (1.02"), thickness 0.30 mm (0.01"), 20 pieces	No. 570326

Dynex

Separating and cutting disc for precious and non-precious metal alloys

Flexible and robust, glass fiber reinforced separating and grinding discs.

Especially for precious metal alloys

Advantages

- The least material loss when separating and finishing precious metal alloys.
- Extremely thin and flexible for quick separation and precise separation of interdental spaces.

Ideal for separating and grinding

Dynex 22 x 0.2 mm

- thin sprues (< 3 mm) and small areas of a restoration.

Dynex 22 x 0.25 mm

- medium sized sprues (< 3.5 mm) and small areas of a restoration.

Dynex 26 x 0.25 mm

- medium sized sprues (< 3.5 mm) and larger areas of a restoration.

Especially for precious and non-precious alloys

Advantages

- Finishing of several materials only with one disc type.
- Low material loss when separating and finishing precious metal alloy units.

Ideal for separating and grinding

Dynex 22 x 0.3 mm

- thick sprues (< 5 mm) and small areas of a restoration.

Dynex 26 x 0.3 mm

- thick sprues (< 5 mm) and larger areas of a restoration.



Dynex

Separating and cutting discs for non-precious metal alloys

Flexible and robust glass fiber reinforced separating and grinding discs, especially made for cutting and grinding non-precious metal alloys. Available in four sizes.



Size 1:1

"We use the separating discs with less than 20.000 rpm and experience very good durability and stability. It is wear-resistant and generates little heat."

Noelia Heras, Dental Technician

Advantages

- Good strenght even with extreme lateral pressure.
- Economical disc consumption due to reduced wear.

Dynex 22 x 0.4 mm / Dynex 22 x 0.5 mm

- Ideal for separating thick sprues (< 5 mm) and grinding small areas such as shape correction.

Dynex 26 x 0.4 mm / Dynex 26 x 0.5 mm

- Ideal for separating thick sprues (< 5 mm) and grinding larger areas on a restoration.

Technical data

Max. rpm

50 000 1/min

Ordering information

Dynex, Ø 22 mm (0.87"), thickness 0.40 mm (0.02"), 20 pieces No. 570422

Dynex, Ø 22 mm (0.87"), thickness 0.50 mm (0.02"), 20 pieces No. 570522

Dynex, Ø 26 mm (1.02"), thickness 0.40 mm (0.02"), 20 pieces No. 570426

Dynex, Ø 26 mm (1.02"), thickness 0.50 mm (0.02"), 20 pieces No. 570526





Dynex

Separating and cutting disc for non-precious metal alloys and model casting alloys

Very robust, glass fiber reinforced separating and grinding discs, especially made for separating, cutting and grinding non-precious metal and model casting alloys.

Size 1:1

Technical data

Max. rpm 50000 1/min

Ordering information

Dynex , Ø 22 mm (0.87"), thickness 0.70 mm (0.03"), 20 pieces	No. 570722
Dynex , Ø 22 mm (0.87"), thickness 1.00 mm (0.04"), 25 pieces	No. 571022
Dynex , Ø 26 mm (1.02"), thickness 0.70 mm (0.03"), 20 pieces	No. 570726
Dynex , Ø 26 mm (1.02"), thickness 1.00 mm (0.04"), 20 pieces	No. 571026

"Renfert stands for quality, which is part of my life and of my success. The Dynex separating discs make my work much easier. Thanks to the high quality, the long service life and flexibility, I am able to reach my goals easily and reliably."

Ihssan Hamadeh, Laboratory Owner

Advantages

- Very robust, even when under extreme strain such as lateral pressure and high rpm.

Dynex 22 x 0.7 mm / Dynex 22 x 1.0 mm

- Ideal for separating and grinding small areas such as shape correction.

Dynex 26 x 0.7 mm / Dynex 26 x 1.0 mm

- Ideal for separating and grinding as well as treating larger areas on a restoration.



Dynex

Separating and cutting disc for non-precious metal alloys and model casting alloys

Extremely robust glass fiber reinforced separating and grinding discs, especially made for model casting alloys, non-precious metal alloys and for cutting through press ceramic investment rings.



Size 1:1



“This separating disc has facilitated and optimized our everyday work. The materials are ground gently, and this stable and durable separating disc can be guided with good control.”

Luigi de Stefano, Dental Technician

Dynex 40 x 0.4 mm

Ideal for separating solid sprues and grinding larger areas on a restoration.

Dynex 40 x 0.5 mm

Ideal for separating solid sprues, grinding larger areas on a restoration and low-vibration cutting of press ceramic investment rings.

Dynex 40 x 0.7 mm and 40 x 1.0 mm

Ideal for separating solid sprues, processing model casting alloys and grinding larger areas on a restoration. Low-vibration cutting of press ceramic investment rings. Only gentle pressure required.

Technical data

Max. rpm

38 000 1/min

Ordering information

Dynex , Ø 40 mm (1.58"), thickness 0.40 mm (0.02"), 20 pieces	No. 57 0440
Dynex , Ø 40 mm (1.58"), thickness 0.50 mm (0.02"), 20 pieces	No. 57 0540
Dynex , Ø 40 mm (1.58"), thickness 0.70 mm (0.03"), 20 pieces	No. 57 0740
Dynex , Ø 40 mm (1.57"), thickness 1.00 mm (0.04"), 20 pieces	No. 57 1040





Plastercut

Diamond coated separating disc for cutting out dies from the plaster arch.

Advantages

- Quick and precise cut without destroying the edges.
- Stable carrier material ensures reduced noise level.
- Perforations within the disc ensure transparency while cutting.

Ordering information

Plastercut mounted, Ø 30 mm (1.18"), thickness 0.3 mm (0.01"), max. rpm 10000 1/min, 1 piece No. 33 1300

Plastercut mounted, Ø 38 mm (1.5"), thickness 0.3 mm (0.01"), Max. rpm 10000 1/min, 1 piece No. 331380

Plastercut mounted, Ø 45 mm (1.77"), thickness 0.35 mm (0.01"), Max. rpm 10000 1/min, 1 piece No. 331450



Bi-Flex

Diamond coated separating disc for porcelain.

Advantages

- Highly flexible separating disc for porcelain with coating on both sides.
- Fine diamond coating for fine separation and contouring.

Ordering information

Bi-Flex mounted, Ø 22 mm (0.87"), thickness 0.15 mm (0.01"), max. rpm 15000 1/min, 1 piece No. 27 1000



Turbo-Flex S

A serrated separating disc with double-sided diamond coating for separating porcelain.

Advantages

- Notches ensure cooling effect and dissipation of grinding dust.
- High flexibility ideal for creating interdental spaces.

Ordering information

Turbo-Flex S mounted, Ø 19 mm (0.75"), thickness 0.15 mm (0.01"), max. rpm 15000 1/min, 1 piece No. 290100

Ultracut

Sintered diamond separating disc.
Especially suitable for separating
porcelain.

Advantages

- Highest service life due to diamond sintered layer.
- Best possible separations thanks to maximum flexibility.
- Fine grinding pattern due to dense diamond distribution.



Ordering information

Ultracut mounted, Ø 20 mm (0.79"), thickness 0.15 mm (0.01"),
max. rpm 15 000 1/min, 1 piece

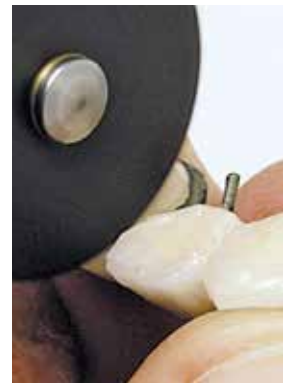
No. 73 0000

Separating discs

For separating and finishing porcelain
bridges.

Advantages

- For fine separation work.
- Low heat generation.



Ordering information

Separating disc for porcelain, Ø 22 mm (0.87"), thickness 0.2 mm (0.01"),
max. rpm 20 000 1/min, 50 pieces

No. 70 2000



Materials of today work perfectly for the products of tomorrow

Our lab has used products and equipment from Renfert for years for polishing and finishing of both single units and bridges fabricated using all-ceramic and metal.

The purchase of a Sirona CAD/CAM unit, with which we extended the range of manufactured materials (...)

Read more in our Blog.
blog.renfert.com



#RenfertBlog #Disilicate #Zirconia #ChromeCobalt



Separating disc

Separating and cutting disc for precious metal and porcelain.

Advantages

- Suitable for the finest separation work.
- Leaves no dark cutting marks on the porcelain.
- Low consumption.

Ordering information

Separating disc precious metal / porcelain, Ø 22 mm (0.87"), thickness 0.3 mm (0.01"), max. rpm 22 000 1/min, 100 pieces

No. 74 0000



Ultra-Fine

Extremely thin, non-flexible separating discs for precious metals.

Advantages

- Extremely thin and non-flexible.
- Suitable for the finest separating work.
- Universal use for all precious metals.

Ordering information

Ultra-Fine, Ø 22 mm (0.87"), thickness 0.17 mm (0.01"), max. rpm 20 000 1/min, 50 pieces

No. 71 0000



Separating disc

Universal use for all precious metals.

Advantages

- Fine separation work.
- For grinding the transitions between metal and porcelain.

Ordering information

Separating disc PM, Ø 22 mm (0.87"), thickness 0.3 mm (0.01"), max. rpm 24 000 1/min, 100 pieces

No. 72 0000

Separating discs

This glass-fiber reinforced separating disc is suitable for finishing CoCr and non-precious metal alloys.

Advantages

- Especially strong cutting performance at extreme break resistance.
- Suitable for separating and cutting sprues.



Ordering information

Separating disc, Ø 40 mm (1.57"), thickness 1 mm (0.04"),
max. rpm 25 000 1/min, 25 pieces

No. 58 1040

Standard separating discs

For separating sprues on chrome cobalt alloys.

Advantages

- Especially recommended for cutting sprues and processing cast metal frameworks.
- Long service life at heavy duty performance.



Ordering information

Separating disc, Ø 38 mm (1.49"), max. rpm 25 000 1/min, 100 pieces

No. 65 2000

Separating disc, Ø 37 mm (1.46"), max. rpm 25 000 1/min, 100 pieces

No. 66 2000

Separating disc, Ø 32 mm (1.26"), max. rpm 25 000 1/min, 100 pieces

No. 68 2000

Separating disc, Ø 24 mm (0.94"), max. rpm 25 000 1/min, 100 pieces

No. 67 2000

Grinding discs

Optimum processing of chrome cobalt frames via very aggressive grinding properties.

Advantages

- Effective use of the discs with the grinder.



Ordering information

Grinding disc, Ø 25 mm (0.99"), thickness 3 mm (0.12"),
max. rpm 25 000 1/min, 100 pieces

No. 612 2000

Grinding disc, Ø 35 mm (1.38"), thickness 3 mm (0.12"),
max. rpm 25 000 1/min, 100 pieces

No. 615 2000

Overview Polishers and Polishing Brushes for Handpieces

Description	Precious metals		Model casting/ non precious alloys		Veneering acrylic		Denture resin		Porcelain		Page
	PREP.	HL	PREP.	HL	PREP.	HL	PREP.	HL	PREP.	HL	
Polisoft A	✓	-	✓	-	-	-	-	-	-	-	134
Polisoft	✓	-	✓	-	-	-	-	-	-	-	134
Silicon polishers	✓	-	✓	-	-	-	✓	-	✓	-	134
Silver wire brush	✓✓	-	✓✓	-	-	-	-	-	-	-	135
Bison	✓	✓	-	✓	✓	✓	✓	✓	✓	✓	135
Goat hair brush	✓	✓	-	-	✓	✓	✓	✓	-	✓	135
Cotton buff	-	✓	-	✓	-	✓	-	✓	-	-	136
Dia-Finish L	-	-	-	-	-	✓	-	-	-	✓	136

PREP. = Prepolishing | HL = High luster polishing | ✓ = Smoothing | ✓ = Polishing

Overview Polishing Brushes for Polishing Lathe

Description	Precious metals		Model casting/ non precious alloys		Veneering acrylic		Denture resin		Porcelain		Page
	PREP.	HL	PREP.	HL	PREP.	HL	PREP.	HL	PREP.	HL	
Silver wire brush	-	-	✓	-	-	-	-	-	-	-	136
Narrow brush for CoCr	✓	✓	✓	✓	-	-	-	-	-	-	137
Chungking brush	-	-	✓	-	-	-	-	-	-	-	137
Special brushes for chrome cobalt	-	-	✓	✓	-	-	-	-	-	-	137
Slim	-	-	-	-	-	-	✓	-	-	-	138
Linen buff	✓✓	-	✓✓	-	✓✓	-	✓✓	-	-	-	138
Pleated buff nettle-cloth	-	✓	-	✓	-	✓	-	✓	-	-	138

PREP. = Prepolishing | HL = High luster polishing | ✓ = Smoothing | ✓ = Polishing



Polisoft A

For gentle polishing and powerful smoothing of hard alloys.

Advantages

- Low emission of dust and noise.
- Produces matt polish and a dense surface.



Ordering information

Polisoft A, Ø 22 mm (0.87"), thickness 3 mm (0.12"),
max. rpm 15 000 1/min, 50 pieces

No. 90 0000

Polisoft

Effective polishing of precious and non-precious metal alloys.

Advantages

- Optimum alternative to rubber or silicone polishers.
- Quickly smoothes all metal surfaces.
- Virtually no dust or odor produced.



Ordering information

Polisoft, Ø 22 mm (0.87"), thickness 3 mm (0.12"),
max. rpm 15 000 1/min, 50 pieces

No. 91 0000

Silicone polishers

For pre-polishing porcelain and metal.

Advantages

- No smear build-up on porcelain.
- Ideal for the transition between metal and porcelain.



Ordering information

Silicone polishing wheels, Ø 22 mm (0.87"), thickness 3.2 mm (0.13"),
max. rpm 15 000 1/min, 100 pieces

No. 86 0000

Suitable accessories

Polishing agents → Pages 185–188



Silver wire brushes

Abrasion-free pre-polishing of metal occlusal surfaces.

Advantages

- Occlusal and approximal contact points are maintained.
- Produces a silk-matt finish.
- Ideal preparation for the high-lustre polish.

Ordering information

Silver wire brushes mounted, Ø 19 mm (0.75"), Ø shaft 2.35 mm (0.09"), max. rpm 5 000 1/min, 12 pieces

No. 166 0000



Bison

This unique mixture of bristles ensures a powerful and quick high-lustre polish on alloys, porcelain and acrylic facings.

Advantages

- Long service-life thanks to dense, firm bristle arrangement.
- Particularly suitable for polishing occlusal surfaces and interdental spaces.
- Excellent take-up of polishing pastes.

Ordering information

Bison mounted, Ø 14 mm (0.55"), max. rpm 20 000 1/min, 25 pieces

No. 763 1000

Bison mounted, Ø 14 mm (0.55"), max. rpm 20 000 1/min, 100 pieces

No. 763 1100

Bison mounted, Ø 18 mm (0.71"), max. rpm 15 000 1/min, 25 pieces

No. 766 1000

Bison mounted, Ø 18 mm (0.71"), max. rpm 15 000 1/min, 100 pieces

No. 766 1100

In general: Ø shaft 2.35 mm (0.09")



Goat hair brush

For polishing precious metal and acrylic surfaces.

Advantages

- Good take-up of polishing paste for an excellent polishing result.

Ordering information

Goat hair brush mounted, Ø 19 mm (0.75"), Ø shaft 2.35 mm (0.09"), max. rpm 15 000 1/min, 12 pieces

No. 2040000

Cotton buff

For high-luster polish on acrylic teeth and facings using the handpiece.

Advantages

- Optimum take-up of polishing paste, no sticking.
- Long service life.



Ordering information

Cotton buff mounted, Ø 22 mm (0.87"), Ø shaft 2.35 mm (0.09"), max. rpm 15 000 1/min, 12 pieces

No. 205 1000

Dia-Finish L

High-quality felt discs impregnated with fine diamond particles for polishing porcelain and facing acrylics.

Advantages

- Optimum combination of polishing felt and diamond paste.
- For high lustre polishing of porcelain.
- Polish without firing after occlusal grinding (Time-Saving!).



Ordering information

Dia-Finish L wheel, medium-hard, Ø 12 mm (0.47"), max. rpm 15 000 1/min, 12 pieces No. 40 0001

Dia-Finish L wheel, hard, Ø 12 mm (0.47"), max. rpm 15 000 1/min, 12 pieces No. 40 0101

Dia-Finish L, knife-edge, hard, Ø 12 mm (0.47"), max. rpm 15 000 1/min, 12 pieces No. 40 0201

In general: Ø shaft 2.35 mm (0.09")

Silver wire brushes

For pre-polishing cast metal frameworks and palatal surfaces.

Advantages

- Does not remove surface – stippled effect remains intact.
- Silky matt shine of frames.
- Optimum handling due to 51 mm diameter.



Ordering information

Silver wire brushes, Ø 51 mm (2.01"), max. rpm 3 000 1/min, 2 pieces

No. 196 0000



Slender brushes

The classic brush for polishing chrome cobalt or hard precious metals using a polishing unit.

Advantages

- Precise polishing via pointed brushes.
- Ideal for narrow places on frames.
- Highly resistant bristles for heavy duty use.

Ordering information

Slender brushes, Ø ~36 mm (1.42"), max. rpm 4000 1/min, 12 pieces

No. 787 1000



Chungking brushes

Polishing buff for pre-polishing chrome cobalt alloys.

Advantages

- Saves time due to dual action polishing effect thanks to the linen inserts and Chunking bristles.
- Pre-polishing and condensing in one working step.

Ordering information

Chungking brushes, Ø ~80 mm (3.15"), max. rpm 4000 1/min, 12 pieces

No. 767 2000



Special brush

Particularly good for polishing chrome cobalt frames using polishing paste.

Advantages

- Narrow brushes, easy access to all areas.
- 2 rows of grade 1 Chungking bristles.
- Powerful, short brushes (10 mm), extremely durable.

Ordering information

Special brushes for chrome cobalt, Ø ~65 mm (2.56"), max. rpm 6000 1/min, 2 pieces

No. 199 1000

Special brushes for chrome cobalt, Ø ~65 mm (2.56"), max. rpm 6000 1/min, 100 pieces

No. 199 2000

Slim

The Slim polishing brush is particularly suitable for polishing interdental spaces on acrylic dentures.

Advantages

- Slender brushes for working on the polisher.
- Soft bristles prevent abrasion.
- The spaces between bristles produce a cooling effect.



Ordering information

Slim polishing brushes , Ø 44 mm (1.73"), max. rpm 4 000 1/min, 12 pieces	No. 788 1000
Slim polishing brushes , Ø 44 mm (1.73"), max. rpm 4 000 1/min, 100 pieces	No. 788 2000

Linen buff siliconised

For pre-polishing acrylic dentures with damp pumice.

Advantages

- Produces a silky matt surface.
- No fraying due to rubber coating.
- Optimum polishing even in deep gum areas.



Ordering information

Linen buff, siliconised , Ø 80 mm (3.15"), thickness 10 mm (0.39"), max. rpm 4 000 1/min, 4 pieces	No. 209 0000
---	--------------

Pleated buff nettle cloth

For large surface high-lustre polish on acrylic dentures.

Advantages

- Will not fray due to diagonal cut of material.
- Material folds cause cooling effect leading to speedier shine.



Ordering information

Pleated buff nettlecloth , Ø 100 mm (3.94"), thickness 14 mm (0.55"), max. rpm 4 000 1/min, 4 pieces	No. 210 0002
---	--------------



making work easy

silently
powerful



**WORKFLOW
GUARANTEE**

3 year guarantee
10 year spare parts service
Activity guarantee

**SILENT
Extraction units**

Extremely powerful performance combined with an astounding low operating noise level is of great value in a laboratory work environment – every day.

This is what
makes work easier
↓



Silent functionality

A dust-free workplace and a comfortable low noise level helps make work easy.



read more
www.renfert.com

→ Nadine Eble
Product Management

“Nadine, How can one be certain that a product functions effectively?”

“One can never be certain of the result: this is the exciting thing about it! However, together with a pool of dental technicians we develop and extensively test new product ideas. Extremely useful suggestions for improvement often originate from this pool and are then integrated into product prototypes. The very success of each and every new Renfert product is a result of the tight collaboration between colleagues during the product development phase. We could never be so successful without this input – thats why every successful Renfert product results from a joint project with dental technicians.”

Contents | Material

Model system	142
Overview Pins and accessories	143
Pins	144–148
Bi-V-Pins	144
Bi-Pins	145, 147
Single pins	146
Arched pins	148
Accessories pins	148
Overview Adhesion, sealing, hardening and fixing resin	149
Super glue	150–151
Glues, fixer and sealer	151–152
Overview Lacquering and separating	153
Die spacer varnish	154–155
Separating agents	156–157

Utilities	157–158
Overview Waxes	159
Melting ranges waxes	162
Dipping waxes	163
GEO Expert line	164–165
GEO Classic line	166–170
GEO Crowax line	171–172
Pre-fabricated wax parts	173–174
GEO Waxes for model casting	175–180
Mesh reinforcements	182
Porcelain accessories	183–184
Overview Polishing agents	185
Polishing agents	186–188
Cleaning agents	189

How are the impulses from daily work used at Renfert?

→ “The view I like best is that I am both a guide and a pioneer for dental technicians. Dental technicians generally know exactly which direction development should take and what they need for their work. The impulse for the GEO Expert Wax Set A. Bruguera, for example came from an external dental technician. He said: “Wouldn’t it be great to have waxes for producing a natural wax-up to simplify communication between the dentist and patient, and thereby also simulate the porcelain build-up later?” We have since developed the product and guidelines with which he can implement his idea.”



What special characteristics does the material require?


→ “I would say this is very clearly our Renfert quality standard, which is also an integral part of our brand promise. It depends on this, as this standard also ensures the standard of the dental technician. We create this reliability because we not only thoroughly test new products before marketing them, but also subject existing products to a strict test procedure before they leave Renfert. This applies to materials, equipment and all other products. Dental technicians can be assured that the material quality is exactly what they expect and want.”



Pin-Cast

Model base former

Model base production kit for effective formation of model bases for plaster arches.



Advantages

- Saves time and material.
- Straight forward base system with reusable parts.
- Variable base height and size.

Details

- Accurately fitting primary and secondary bases.
- Easy removal and precise relocation of the models.
- Corrosion resistant discs and magnet holders.

Use

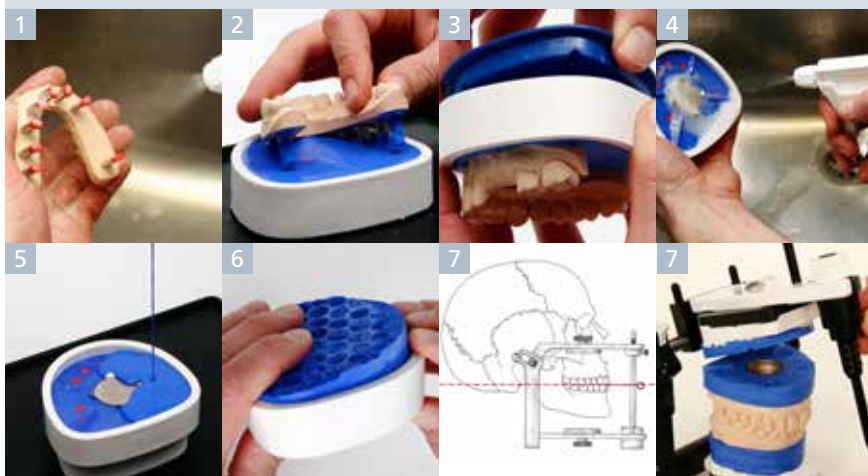
1. Separating dental arches: Plaster against plaster.
2. For the dental arch base with pins.
3. Removal of the base plate.
4. Isolation of the model base: Plaster against plaster.
5. Filling out the split cast form with base plaster.
6. Removal of the rubber ring after the plaster has set.
7. Articulating the models in the articulator or occludator parallel to the table level.

Ordering information

Set for Bi-Pin short with sleeve (No. 326) , base height 13,5 mm (0.53")	No. 410 0326
Set for Bi-Pin long with sleeve (No. 346) , base height 17,5 mm (0.69")	No. 410 0346
Set for Smart-Pin (No. 366), Bi-V-Pin (No. 328) with sleeve and Pro-Fix (No. 367) , base height 12,5 mm (0.49")	No. 410 0366
Magnets and magnet holders , 30 pieces each	No. 413 0000
Retention discs , 120 pieces	No. 414 0000
Rubber rings (23,5 mm / 0.93") for Bi-Pin short, large , base height 13,5 mm (0.53"), 5 pieces	No. 412 0326
Rubber rings (23,5 mm / 0.93") for Bi-Pin short, small , base height 13,5 mm (0.53"), 5 pieces	No. 412 1326
Rubber rings (27 mm / 1.06") for Bi-Pin long, large , base height 17,5 mm (0.69"), 5 pieces	No. 412 0346
Rubber rings (27 mm / 1.06") for Bi-Pin long, small , base height 17,5 mm (0.69"), 5 pieces	No. 412 1346
Rubber rings (21,7 mm / 0.85") for Smart-Pin and Bi-V-Pin, large , base height 12,5 mm (0.49"), 5 pieces	No. 412 0366
Rubber rings (21,7 mm / 0.85") for Smart-Pin and Bi-V-Pin, small , base height 12,5 mm (0.49"), 5 pieces	No. 412 1366
Base former large , 3 pieces	No. 411 0000
Base former small , 3 pieces	No. 411 1000

Contents of set

2 model base former set large, 1 model base former set small, 2 rubber rings large, 1 rubber ring small, 10 magnets, 10 magnet holders, 40 retention discs



Overview Pins

Description	Sleeve	Shaft length	Head length	Base height Pin-Cast	Page
Bi-V-Pin	Plastic	12,5 mm / 0.492"	5,5 mm / 0.216"	12,5 mm / 0.492"	144
Bi-V-Pin	Metal	12,5 mm / 0.492"	5,5 mm / 0.216"	12,5 mm / 0.492"	144
Bi-Pin long	Metal	17,5 mm / 0.688"	5,5 mm / 0.216"	17,5 mm / 0.688"	145
Bi-Pin short	Metal	13,5 mm / 0.531"	5,5 mm / 0.216"	13,5 mm / 0.531"	145
Bi-Pin long with spike	Metal	17,5 mm / 0.688"	4,0 mm / 0.157"	17,5 mm / 0.688"	145
Bi-Pin short with spike	Metal	13,5 mm / 0.531"	4,0 mm / 0.157"	13,5 mm / 0.531"	145
Pro-Fix	Plastic	11,6 mm / 0.456"	5,5 mm / 0.216"	12,5 mm / 0.492"	146
Smart-Pin	Metal	12,5 mm / 0.492"	5,5 mm / 0.216"	12,5 mm / 0.492"	146
Bi-Pin long	No sleeve	17,5 mm / 0.688"	5,5 mm / 0.216"	17,5 mm / 0.688"	147
Bi-Pin short	No sleeve	13,5 mm / 0.531"	5,5 mm / 0.216"	13,5 mm / 0.531"	147
Bi-Pin with spike	No sleeve	17,5 mm / 0.688"	4,0 mm / 0.157"	17,5 mm / 0.688"	147
Bi-Fix-Pin	No sleeve	17,5 mm / 0.688"	5,5 mm / 0.216"	17,5 mm / 0.688"	147
Brass arched pins	No sleeve	17,0 mm / 0.669"	5,0 mm / 0.196"	17,5 mm / 0.688"	148

Overview Pins Accessories

Description	Page
Retention rings	148
Rubber caps	148

More accessories

Pin drill bits → Page 76



Bi-V-Pin

Model pin with plastic sleeve



No more deformation of your intricate bridge copings through sudden, erratic losing of pins thanks to Easy Glide function.

Advantages

- V-shaped profile also ideal when limited space is available.
- Short friction path of 1 mm for safe removal of diverging dies.
- Even friction thickness for all dies due to the relief gap.

Technical data

Shaft length	12,5 mm (0.49")
Head length	5,5 mm (0.21")
Ø head	2,0 mm (0.07")
Sleeve width max.	3,8 mm (0.15")

Ordering information

Bi-V-Pin with plastic sleeve , 100 pieces	No. 329 1000
Bi-V-Pin with plastic sleeve , 1000 pieces	No. 329 2000

Bi-V-Pin

Model pin with metal sleeve



Narrow model pin with two dowel pins, ideal for positioning in limited space.

Advantages

- V-shaped profile also ideal when limited space is available.
- Only one hole drilled per die.
- Reduced model production time.

Technical data


Shaft length	12,5 mm (0.49")
Head length	5,5 mm (0.21")
Ø head	2,0 mm (0.07")
Sleeve width max.	3,6 mm (0.14")

Ordering information

Bi-V-Pin with metal sleeve , 100 pieces	No. 328 1000
Bi-V-Pin with metal sleeve , 1000 pieces	No. 328 2000

Bi-Pin

Model pin with sleeve



Model pin with dual guidance for precise, rotation-free positioning of the die.

Advantages

- Exact and rotation safe positioning of the die.
- Only one hole drilled per die.
- Reduced model production time.

Technical data

	Bi-Pin long	Bi-Pin short
Shaft length	17,5 mm (0.68")	13,5 mm (0.53")
Head length	5,5 mm (0.21")	5,5 mm (0.21")
Ø head	2,0 mm (0.07")	2,0 mm (0.07")
Sleeve width max.	3,6 mm (0.14")	3,6 mm (0.14")

Ordering information

Bi-Pin long with sleeve , 100 pieces	No. 346 1000
Bi-Pin long with sleeve , 1000 pieces	No. 346 2000
Bi-Pin short with sleeve , 100 pieces	No. 326 1000
Bi-Pin short with sleeve , 1000 pieces	No. 326 2000

Bi-Pin

Model pin with sleeve and spike



High-luster nickel plated model pin with dual guidance. A special spike for fixation in the impression shortens the production time of the model.

Advantages

- No drilling required.
- Two guidance pins to prevent rotation.
- Even friction of all pins due to special coating technology.

Technical data

	Bi-Pin long	Bi-Pin short
Shaft length	17,5 mm (0.68")	13,5 mm (0.53")
Head length	4,0 mm (0.15")	4,0 mm (0.15")
Ø head	1,9 mm (0.07")	1,9 mm (0.07")
Sleeve width max.	3,6 mm (0.14")	3,6 mm (0.14")
Spike length	8,0 mm (0.31")	8,0 mm (0.31")

Ordering information

Bi-Pin long with sleeve and spike , 100 pieces	No. 343 1000
Bi-Pin long with sleeve and spike , 1000 pieces	No. 343 2000
Bi-Pin short with sleeve and spike , 100 pieces	No. 323 1000
Bi-Pin short with sleeve and spike , 1000 pieces	No. 323 2000

Pro-Fix

Model pin with plastic sleeve



Precision pin with Easy-Glide-Function and a guidance pin.

Advantages

- Stress-free removal through gentle die removal without jolting movements.
- Short friction path of 1 mm for safe removal of diverging dies.
- Guarantees even friction strength with all dies.

Smart-Pin

Model pin with sleeve



Narrow, short model pin with optimum insertion into metal sleeve.

Advantages

- Extremely narrow pin and sleeve combination.
- For particularly narrow spaces.
- Pin height for low model bases saves plaster.

Technical data

Shaft length	11,6 mm (0.45")
Head length	5,5 mm (0.21")
Ø head	1,6 mm (0.06")
Shaft length + Sleeve	12,0 mm (0.47")
Ø sleeve	3,0 mm (0.12")
Ø pin max.	2,5 mm (0.09")

Ordering information

Pro-Fix with plastic sleeve , 100 pieces	No. 367 1000
Pro-Fix with plastic sleeve , 1000 pieces	No. 367 2000

Technical data

Shaft length	12,5 mm (0.49")
Head length	5,5 mm (0.21")
Ø head	1,6 mm (0.06")
Ø sleeve	2,5 mm (0.09")
Ø pin max.	2,0 mm (0.07")

Ordering information

Smart-Pin , 1000 pieces	No. 366 2000
Sleeves for Smart-Pin , 1000 pieces	No. 366 2100



Bi-Pin

High-luster nickel plated model pin with dual guidance.

Advantages

- Only one drill-hole per die necessary.
- Dual guidance prevents rotation.
- Precision fit with gentle friction between pin and sleeve.

Technical data

Shaft length Bi-Pin long	17,5 mm (0.68")
Shaft length Bi-Pin short	13,5 mm (0.53")
Head length	5,5 mm (0.21")
Ø head	2,0 mm (0.07")
Max. pin width	2,9 mm (0.11")

Ordering information

Bi-Pin long , 1000 pieces	No. 353 3000
Bi-Pin short , 1000 pieces	No. 336 2000



Bi-Pin

High-luster nickel plated model pin with dual guidance and a special spike for positioning in the impression.

Advantages

- No drilling required.
- Long spike for optimal retention in the impression.
- Conical pin shape for direct removal of the pins.

Technical data

Shaft length	17,5 mm (0.68")
Head length	4,0 mm (0.15")
Ø head	1,9 mm (0.07")
Spike length	8,0 mm (0,31")
Max. pin width	2,9 mm (0.11")

Ordering information

Bi-Pin with spike , 100 pieces	No. 352 1000
Bi-Pin with spike , 1000 pieces	No. 352 3000



Bi-Fix-Pin

Dual guidance model pin with fixing wire for exact positioning in the impression.

Advantages

- No drilling required.
- Reduced model production time.
- Two guidance pins to prevent rotation.

Technical data

Shaft length	17,5 mm (0.68")
Head length	5,5 mm (0.21")
Ø head	2,0 mm (0.07")
Max. pin width	2,9 mm (0,11")
Needle length	43,0 mm (1.69")

Ordering information

Bi-Fix-Pin , 100 pieces	No. 345 1000
Bi-Fix-Pin , 1000 pieces	No. 345 3000

Arched pins

Brass model pin for fixation in complicated impressions.

Advantages

- No drilling required.
- Reduced model production time.
- Flattened shape of the pin prevents rotation.



Technical data

Shaft length	17,0 mm (0.66")
Head length	5,0 mm (0.19")
Ø head	2,0 mm (0.07")
Ø pin max.	3,2 mm (0.12")
Needle length	43,0 mm (1.69")

Ordering information

Arched pins pointed , 100 pcs.	No. 355 1001
Arched pins pointed , 1000 pcs.	No. 355 3001
Arched pins flat pointed , 100 pcs.	No. 355 1002
Arched pins flat pointed , 1000 pcs.	No. 355 3002

Retention rings

Zinc plated retention rings for secure fixation of non-removable sections of the plaster arch.

Advantages

- Individual use for fixing various sizes of model areas.
- Simple placement at commencement of the plaster arch binding phase.



Ordering information

Retention rings, 1000 pieces

No. 393 0000

Rubber caps

Prevent pins and sleeves from being damaged during model trimming.

Advantages

- Time saving, easy and safe handling.
- Prevents interference with the friction due to plaster penetration.



Ordering information

Rubber caps, for Bi-Pins, 500 pieces

No. 322 0000

Overview Adhesion

Description	Contents	Viscosity	Area of application	Page
Super glue "The multi-purpose one"	6 x 10 g (0.35 oz.) / 6 x 5 g (0.18 oz.)	~ 15	Specially for bonding "recently set" stone (approx. 5–6 hrs after pouring the impression) and "dry" stone (more than 1–2 days old). Bonds stone, resin, metal and porcelain.	150
Super glue "The powerful one"	6 x 10 g (0.35 oz.) / 6 x 5 g (0.18 oz.)	~ 18	Specially for bonding "dry" stone (more than 1–2 days old). For rapid bonding of stone, resin, metal and porcelain.	150
Super glue "The odorless one"	6 x 10 g (0.35 oz.)	~ 5	Odourless special glue for bonding „recently set“ stone (approx. 5–6 hrs after pouring the impression) as well as resin, metal and porcelain. No irritation of the respiratory tract.	150
Concret "The viscous one"	2 x 10 g (0.35 oz.)	~ 100	High viscosity special glue for closing glued joints with stone, metal, resin and porcelain. Ideal for gluing pins.	151

Overview Sealing & Hardening

Description	Contents	Viscosity	Area of application	Page
Liquicol "The thin liquid one"	2 x 20 g (0.70 oz.)	~ 1,3	Special glue with extremely low viscosity for sealing dies and stone models. Hardens the surfaces of dies, alveolar ridges and opposing dentitions.	151
Liquicol B	2 x 10 g (0.35 oz.)	~ 2–6	Special glue with very low viscosity and integrated application brush, ideal for sealing and hardening stone dies, and all areas of the stone model.	151
Surface hardener	125 ml (4.25 fl.oz.)	–	Self-hardening acrylic solution for hardening and sealing complete plaster models and wide surfaces.	152
Model spray	300 ml (10.20 fl.oz.)	–	Surface sealing of investment models in model cast technique.	152

Overview Fixing Resin

Description	Contents	Area of application	Page
Stabiloplast resin	2 x 10 g (0.35 oz.)	The general purpose resin for fixing, stabilising, connecting and blocking out on wax, metal, resin and stone.	152
Stabiloplast accelerator	30 ml (1.02 fl.oz.)	Accelerator for polymerisation of the resin.	152

All items in one video

<https://youtu.be/MDrIGhg3gyo>



The multi-purpose one

All-round super glue for use with plaster, metal, acrylics and porcelain.

Advantages

- Specially for gluing fresh and dry plaster.
- For universal use.
- Viscosity 15 mPa s.



Ordering information

Super glue , 6 x 5 g (6 x ≈ 0.17 fl.oz.), approx. 15 mPa s	No. 1733 0050
Super glue , 6 x 10 g (6 x ≈ 0.33 fl.oz.), approx. 15 mPa s	No. 1733 0100

The powerful one

All-round instant glue with quick bonding time, for use with plaster, metal, acrylic and porcelain.

Advantages

- Specially for gluing dry plaster.
- Very quick setting characteristics.
- Viscosity 18 mPa s.



Ordering information

Super glue , 6 x 5 g (6 x ≈ 0.17 fl.oz.), approx. 18 mPa s	No. 1733 2050
Super glue , 6 x 10 g (6 x ≈ 0.33 fl.oz.), approx. 18 mPa s	No. 1733 2000

The odorless one

Odorless special glue for gluing and sealing plaster, metal, acrylic and porcelain.

Advantages

- Odorless glue prevents respiratory irritation.
- Specially suitable for gluing fresh plaster.
- Viscosity 5 mPa s.



Ordering information

Super glue, odorless , 6 x 10 g (6 x ≈ 0.33 fl.oz.), approx. 5 mPa s	No. 1733 2500
---	---------------



Concret

Viscous special glue for closing up large gaps in plaster, metal, acrylic and porcelain.

Advantages

- Secure hold when gluing pins.
- Delayed setting time so the parts to be glued can be comfortably positioned.
- Viscosity 100 mPa s.

Ordering information

Concret, 2 x 10 g (2 x ≈ 0.33 fl.oz.), approx. 100 mPa s

No. 1722 0020



Liquicol

Special glue with extremely low viscosity for sealing plaster models.

Advantages

- Minimal layer build-up.
- For strengthening the surfaces of dies, alveolar ridges or opposing dentition.
- For smoothing rough areas of models.

Ordering information

Liquicol, 2 x 20 g (2 x ≈ 0.66 fl.oz.), approx. 1,3 mPa s

No. 1732 0020



Liquicol B

Special glue with very low viscosity and integrated application brush, specially for sealing and hardening stone dies and all sections of the stone model.

Advantages

- Easy handling and time-saving thanks to integrated, fine application brush.
- No other application instruments are required.
- A uniform, minimum layer thickness ensures maximum precision and reliability.

Ordering information

Liquicol B, 2 x 10 g (2 x ≈ 0.33 fl.oz.), approx. 2–5 mPa s

No. 1732 0010

Surface hardener

Self-hardening acrylic solution for hardening and sealing plaster models.

Advantages

- Requires only one application or dip.
- Seals surface without layer build-up.
- Surface becomes very hard and water-resistant.



Ordering information

Surface hardener, 125 ml (4.25 fl.oz.)

No. 1719 2000

Model spray

Surface sealing of investment models in model cast technique.

Advantages

- Fine spray onto cold investment models.
- Seals the surface of investment material.
- Optimum base for secure modelling and adaptation of wax profiles.



Ordering information

Model spray, 300 ml (10.20 fl.oz.)

No. 1736 0000

Stabiloplast

General purpose resin for fixing, stabilizing, connecting and blocking out.

Advantages

- May be applied straight from the bottle.
- Will adhere to wax.
- Has excellent adhesive properties, even to metal.



Ordering information

Set, 2 x 10 g (2 x ≈ 0.33 fl.oz.) resin, 30 ml (1.02 fl.oz.) accelerator and 1 acrylic spatula

No. 4480004

Stabiloplast resin, 2 x 10 g (2 x ≈ 0.33 fl.oz.)

No. 4480003

Stabiloplast accelerator, 30 ml (1.02 fl.oz.)

No. 4480002

Overview Lacquering

Description	Color	Contents (ml / fl. oz.)	Layer thickness	Area of application	Page
die:master duo	–	15 / 0.51	0 µm	Sealing/ Hardening	154–155
die:master silver	silver	15 / 0.51	13 µm	Die varnish for conventional restorations	154–155
die:master gold	gold	15 / 0.51	13 µm		
die:master red	red	15 / 0.51	15 µm		
die:master blue	blue	15 / 0.51	20 µm		
die:master gray	gray	15 / 0.51	20 µm		
die:master ivory	dentine (A2/B2)	15 / 0.51	10 µm	Die varnish for porcelain restorations	154–155
die:master aqua	dentine (A2/B2)	15 / 0.51	10 µm		
die:master thinner	–	30 / 1.02	–	Thinner for die varnish die:master silver, gold, red, blue, gray, ivory	154–155
die:master aqua thinner	–	30 / 1.02	–	Thinner for die varnish die:master aqua	154–155

Overview Separating

Description	Contents (ml / fl. oz.)	Properties	Area of application	Page
Wax Isolation	15 / 0.51	No layer build-up	Wax / Plaster	156
Picosep	30 / 1.02	No layer build-up	Wax / Plaster Porcelain / Plaster	156
Iso-Stift	4,5 / 0.15	No layer build-up, very economical application	Wax / Plaster Porcelain / Plaster	156
Isofix 2000	1000 / 34	No layer build-up	Plaster / Plaster	157



die:master

Die varnish

The die:master system provides you with perfect die preparation as a working basis for conventional and all-ceramic restorations.



die:master set

Fast and clear access to all system components thanks to the set stand.

- A high degree of working comfort due to the integrated isolating brush with magnetic fixture.
- Integrated, practical die holder in the stand.

die:master duo

Stone hardener and sealant

In-depth hardness and high edge-strength due to powerfully cross-linked die stone structure.

- Maximum bond strength thanks to chemical bond to die spacer layer.
- 100% dimensionally-stable die due to 0 µm layer thickness.

die:master gray, red, blue, silver, gold varnishes – conventional restorations.

Durable die varnishes with three layer thicknesses (13, 15 and 20 µm).

- Extremely resistant to steam and scratches due to a highly cross-linked varnish structure.
- Maximum bond between varnish and hardener due to the primer technology.
- No pools of varnish on the brush or die and a high level of edge stability due to extremely thixotropic flowing characteristics.

Ordering information

die:master duo , 15 ml (0.51 fl. oz.), layer thickness 0 µm	No. 1956 0600
die:master silver , 15 ml (0.51 fl. oz.), layer thickness 13 µm	No. 1956 0400
die:master gold , 15 ml (0.51 fl. oz.), layer thickness 13 µm	No. 1956 0500
die:master red , 15 ml (0.51 fl. oz.), layer thickness 15 µm	No. 1956 0200
die:master blue , 15 ml (0.51 fl. oz.), layer thickness 20 µm	No. 1956 0300
die:master gray , 15 ml (0.51 fl. oz.), layer thickness 20 µm	No. 1956 0100
die:master ivory , 15 ml (0.51 fl. oz.), layer thickness 10 µm	No. 1957 0200
die:master aqua , 15 ml (0.51 fl. oz.), layer thickness 10 µm	No. 1957 0500
die:master thinner , 30 ml (1.02 fl. oz.)	No. 1956 0700
die:master aqua thinner , 30 ml (1.02 fl. oz.)	No. 1957 0550
die:master set silver/gold , 1x stand, 1x die:master silver, 1x die:master gold, 1x die:master thinner, 1x die:master duo, 1x picosep, 1x brush	No. 1956 1000
die:master set red , 1x stand, 2x die:master red, 1x die:master thinner, 1x die:master duo, 1x picosep, 1x brush	No. 1956 0800
die:master set blue , 1x stand, 2x die:master blue, 1x die:master thinner, 1x die:master duo, 1x picosep, 1x brush	No. 1956 0900
die:master set ivory , 1x stand, 2x die:master ivory, 1x die:master thinner, 1x die:master duo, 1x picosep, 1x brush	No. 1957 1000
die:master set aqua , 1x stand, 2x die:master aqua, 1x die:master aqua thinner, 1x die:master duo, 1x picosep, 1x brush	No. 1957 2000
picosep , 30 ml (1.02 fl. oz.)	No. 1552 0030

Tip!

Apply the varnish very sparingly in a thin coating. After removing from the varnish, wipe the brush well on the bottle neck to prevent a big drop of varnish from accumulating on the brush thereby a controlled and precise application is possible.





die:master ivory & die:master aqua

Tooth colored and removable die varnishes specially for all-ceramic restorations, such as press ceramics made from lithium disilicate (LS₂).

die:master ivory – All-ceramic (A2/B2)

Extremely resistant tooth-colored die varnish.

- Highly aesthetical effect and no color irritation during the production process thanks to harmonious color coordination.
- Minimal dimensional increase of only 10 µm per coat.
- Extremely high vapor and scratch resistance due to a highly cross-linked varnish structure.

die:master aqua – Press ceramic (A1/B1)

Resistant die varnish during the wax-up but also easy to wash off with water.

- Easy handling due to high opacity.
- Optimal expansion compensation with a layer thickness of 10 µm per coat of varnish.

die:master thinner & die:master aqua thinner

For dilution and modification of the die:master varnishes.

- Permanent preservation of layer thickness and varnish quality.
- Controlled viscosity adjustment due to accurate droplet dosing.

picosep Wax Isolation

Solvent-free, silicone-based plaster against wax isolation.

- No corrosion of varnishes and waxes due to specific coordination of isolating agent with the die:master components.
- No evaporation of the isolating agent due to alcohol-free formula.



Tip!

In order to ensure that the required consistency is maintained long-term, add 1 to 2 drops of die:master thinner or die:master aqua thinner from time to time. Check the consistency after shaking and if necessary repeat. In order to prevent the usual evaporation, the die:master varnish must be closed immediately after use.

Wax Isolation

Silicone based separating agent for optimal isolation of plaster from wax.

Advantages

- Excellent isolation of plaster against wax.
- Exact fitting accuracy due to the minimal thickness of the isolation layer.
- Smooth and smear-free surfaces due to the low residues of isolating agent.



Ordering information

Wax Isolation, 15 ml (0.51 fl.oz.)

No. 15520040

picosep

Thin, silicone based isolating agent – specially developed for wax-dipping techniques.

Advantages

- Microfilm isolates plaster from wax or high-fusing porcelain.
- A thin layer is effective for days; no reapplication required.
- Isolates the plaster, acrylic and metal surfaces to permit wax application.



Ordering information

picosep, 30 ml (1.02 fl.oz.)

No. 15520030

Iso-Stift

A practical, double-sided isolating stick for isolating plaster against porcelain and wax.

Advantages

- Soft and hard tip for individual applications.
- Economical and precise application of isolating material.
- Comfortable and easy handling.



Ordering information

Iso-Stift, 1 piece, 4,5 ml (0.15 fl. oz.)

No. 17093000



Isofix 2000

Film-free isolation of plaster against plaster from a practical spray bottle. Ideal for producing saw cut models.

Advantages

- Soaks into the plaster surface.
- Seals the open pores of the plaster model.
- No layer build-up.

Ordering information

Isofix 2000, 1 l (34 fl.oz.) + 500 ml spray bottle (17 fl.oz.)

No. 1720 0000

Isofix 2000 refill packs, 2 x 1 l (2 x 34 fl.oz.)

No. 1720 2000



Renfert-Scanspray

Maximum precision thanks to very thin layer application and homogenous grain size.

Advantages

- Accurate edge representation.
- Undistorted surfaces.
- Optimal polygon count in the 3D model.

Ordering information

Renfert-Scanspray, 200 ml (6.80 fl.oz.)

No. 1731 0000



Occlutec

Occlutec provides very clear and detailed marking of high spots on CrCo dentures, crowns and bridges.

Advantages

- Distinct sharp contours.
- Optimal dosage due to micro-powder spray layer.
- Homogenous spraying characteristics regardless of fill level of the can.

Ordering information

Occlutec green, 75 ml (2.55 fl.oz.)

No. 1935 0000

Occlutec red, 75 ml (2.55 fl.oz.)

No. 1935 1000

Picosilk

Picosilk is a wetting agent for wax models within crown, bridge and model casting technique.

Advantages

- Spray on finely using the atomizer before investing.
- Wax does not take on water-repellent characteristics after use.
- Improves the flow of investment material.



Ordering information

Picosilk, spray bottle, 75 ml (2.55 fl.oz.)

No. 15500000

Picosilk, refill bottle, 500 ml (17 fl.oz.)

No. 15500100

Proform-12

Proform-12 is a porcelain additive which lends plasticity to the porcelain mass.

Advantages

- The porcelain takes on a wax-like consistency.
- Improves stability of porcelain when modeling.
- Considerably less evaporation just by adding a few drops (remains moist over a longer period).



Ordering information

Proform-12, 50 ml (1.70 fl.oz.)

No. 14620000

Marketing for dental technicians | Google My Business

What do we do if we are looking for a good hairdressers or we want to try a new restaurant? It will often go like this: either we ask friends and acquaintances for their advice or we will find the answer on Google & Co. But how does Google really know that my restaurant or dental laboratory exists at all (...)

Read more in our Blog.
blog.renfert.com



#RenfertBlog #Marketing #Labmarketing



Overview Waxes

Description	Wax hardness	Conventional crown and bridge technique	All-ceramics and pressable ceramics*	Esthetic wax-up	Special wax	Model casting	Page
Crown and Bridge Technique							
Dipping waxes							
GEO Dip	soft	✓	✓	–	✓	–	163
GEO Rewax	hard	✓	✓	–	✓	–	163
Modeling waxes							
GEO Expert	soft – hard	✓	✓	✓	✓	–	164
GEO Classic	soft – extra hard	✓	✓	✓	✓	–	166
GEO Crowax	soft – medium hard	✓	✓	–	✓	✓	171
Preformed waxes							
GEO Pontics wax pontics		✓	✓	–	–	–	173
Crown and Bridge, Model Casting Techniques							
Sprueing waxes							
GEO Pear-shaped wax		✓	✓	–	–	✓	174
GEO Casting sprues, triangle		✓	✓	–	–	–	174
GEO Wax wire		✓	✓	–	–	✓	173
Model Casting Technique							
Preparation waxes							
GEO Block-out wax	medium hard	–	–	–	–	✓	176
GEO Casting Wax		–	–	–	–	✓	176
Modeling waxes							
GEO Model casting modeling waxes	medium hard – hard	–	–	–	–	✓	177
Sticking wax							
GEO Sticking wax	extra hard	–	–	–	✓	–	177
Preformed waxes							
GEO Clasps		–	–	–	–	✓	178
GEO Wax retainers		–	–	–	–	✓	179
GEO Casting wax (wax sheets)		–	–	–	–	✓	180
GEO L-jaw bar		–	–	–	–	✓	181
GEO Wax wire in bars		–	–	–	–	✓	181

* burns without residue



Modeling natural contours more easily.

→ GEO Waxes

Waxes to suit every requirement

The GEO wax ranges include the optimum modeling wax for crown and bridge and CrCo work. These waxes were developed with the constantly increasing demand for better quality and esthetics in mind.

This is what makes work easier

- 1 optimum waxing up and modeling properties
- 2 high-quality materials
- 3 coordinated to working with electric wax knife and open flame
- 4 very low shrinkage behavior
- 5 wide selection for every requirement



Ensure excellence: with GEO Expert

The top-quality modeling waxes, specially developed in collaboration with August Bruguera, are ideal for experts, individualists and technicians eager to learn with a high esthetic demand for the restoration.



Work flexibly: with GEO Classic

With the high-quality, versatile GEO Classic range of modeling waxes every dental technician can find the correct wax for his individual requirements, whether for single crowns or highly complex bridge restorations.



Work efficiently: GEO Crowax

All restorations in crown and bridge work, and in CrCo work can be fabricated very cost-effectively using these uncomplicated modeling waxes from the GEO Crowax range.



→ Renfert Performance-Test:
www.renfert.com/waxes



→ Wax processing units can be found on Page 78

making work easy
for me means ...

... that the wax can be modeled easily and reliably during any step in the process chain.

Wolfgang Weber
Application Technology,
Master Dental Technician

Overview of Melting Ranges

Description	Recommended temperature setting*	55°C 131°F	60°C 140°F	65°C 149°F	70°C 158°F	75°C 167°F	80°C 176°F	85°C 185°F	90°C 194°F	95°C 203°F
Crown and Bridge Technique										
Dipping waxes										
GEO Dip	90–92°C 194–198°F						Yellow	Orange	Red	Red
GEO Rewax	91–93°C 196–200°F						Yellow	Orange	Red	Red
Modeling waxes										
GEO Expert Modeling waxes	115–140°C 239–284°F		Yellow	Orange	Orange	Orange	Orange	Orange	Red	Red
GEO Expert Cervical and Undercut wax	120–155°C 248–311°F	Yellow	Yellow	Orange	Red	Red				
GEO Classic & GEO Classic Natural Modeling waxes	120–135°C 248–275°F		Yellow	Orange	Orange	Orange	Orange	Orange	Red	Red
GEO Classic Avantgarde Modeling waxes	125–140°C 257–284°F		Yellow	Orange	Red					
GEO Classic Snow-white Modeling waxes	110–140°C 230–284°F					Yellow	Orange	Orange	Red	Red
GEO Classic Cervical wax	125–150°C 257–302°F		Yellow	Orange	Orange	Orange	Orange	Orange	Red	Red
GEO Classic Cervical and Undercut wax	120–155°C 248–311°F		Yellow	Yellow	Orange	Red	Red			
GEO Classic Milling Wax	125–155°C 257–302°F			Yellow	Orange	Red	Red			
GEO Crowax Modeling waxes	115–135°C 239–275°F				Yellow	Yellow	Orange	Orange	Red	Red
GEO Crowax Cervical and Undercut wax	120–155°C 248–311°F	Yellow	Yellow	Orange	Red	Red				
Model Casting Technique										
Preparation wax										
GEO Block-out wax	180–200°C 356–392°F						Yellow	Orange	Orange	Red
Modeling waxes										
GEO Model casting modeling wax hard	125–180°C 257–356°F				Yellow	Yellow	Orange	Orange	Red	Red
GEO Model casting modeling wax standard	125–170°C 257–338°F			Yellow	Orange	Red				
Sticking wax										
GEO Sticking wax	185–200°C 365–392°F							Yellow	Orange	Red

* Recommended temperature setting for dipping pots / electric wax-up devices



Liquid – Dropping point



Processable – Melting range



Solid – Solidification point



GEO Dip and GEO Rewax

Dipping waxes

Ready-to-use wax dipping pellets for the production of wax copings using wax dipping equipment.

Ordering information

GEO Dip , yellow-transparent, soft, approx. 200 g (7 oz.)	No. 482 3000
GEO Dip , orange-transparent, soft, approx. 200 g (7 oz.)	No. 482 3200
GEO Dip , green-transparent, soft, approx. 200 g (7 oz.)	No. 482 3300
GEO Rewax , yellow-transparent, hard, approx. 210 g (7.35 oz.)	No. 651 0000

Suitable accessories

Renfert dipping waxes –

A perfect team with hotty LED/hotty and Vario E → Pages 83–84



Areas of application

- Precise copings for all crown and bridge techniques.
- Organic, burns residue-free, suitable for full and press ceramic techniques.

GEO Dip

Soft, elastic dipping wax with excellent shaping characteristics.

Advantages

- Highly precise wax copings due to low shrinkage.
- No deformation on removal due to elastic and tear-resistant wax copings.

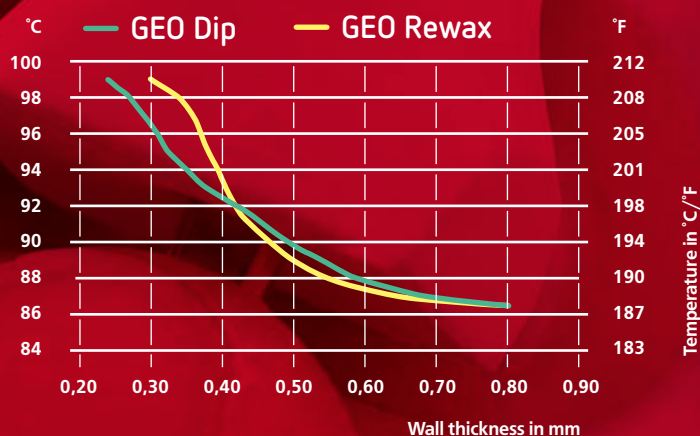
GEO Rewax

Hard, less elastic dipping wax with excellent shaping properties.

Advantages

- Minimal contraction and high stability due to coordinated material properties.
- Very good carving and cutting characteristics due to an ideal wax hardness.

Interconnection wall thickness vs. working temperatures



GEO Expert Line

GEO Expert Wax Set A. Bruguera

Wax set for creating monolithic, diagnostic and esthetic wax-ups for single restorations and bridgework according to the philosophy developed by August Bruguera.



"The GEO Expert Wax Set, which I co-developed, includes comprehensive guidelines for experts, individualists and those eager to learn. In my manual I use illustrations and texts to show step-by-step how to create monolithic, diagnostic and hyper-realistic/true-to-nature wax-ups."

August Bruguera, Dental Technician

An esthetic wax-up helps patients and dentists envisage and evaluate the finished restoration precisely. It promotes perfect coordination between the patient, dentist and laboratory.

Advantages

- Natural tooth contours and shades are easily created using the manual by August Bruguera.
- Wax-ups are quickly and neatly sculpted using the modeling and effect waxes with their excellent modeling and carving properties.
- Even the finest of structures such as cusps and mamelons can be sculpted precisely thanks to the balanced flow and solidification times coupled with optimum positional stability.

Areas of application

- Monolithic and diagnostic wax-ups
- Esthetic, true-to-nature, hyper-realistic wax-ups
- Customization of tooth-shaded wax-ups
- All-ceramics and pressable ceramics
- Conventional crown and bridge techniques
- Single crowns, inlays, onlays
- Bridge restorations

Ordering information

GEO Expert Wax Set A. Bruguera , German	No. 634 0000
GEO Expert Wax Set A. Bruguera , English	No. 634 0001
GEO Expert Wax Set A. Bruguera , Spanish	No. 634 0002
GEO Expert Wax Set A. Bruguera , Italian	No. 634 0003
GEO Expert Wax Set A. Bruguera , French	No. 634 0004
GEO Expert dentin A. Bruguera , dentin opaque, hard, 40 g (1.41 oz.)	No. 634 0100
GEO Expert enamel A. Bruguera , enamel transparent, hard, 40 g (1.41 oz.)	No. 634 0200
GEO Expert sculpture A. Bruguera , gray opaque, hard, 40 g (1.41 oz.)	No. 634 0300
GEO Expert translucent A. Bruguera , translucent transparent, hard, 40 g (1.41 oz.)	No. 634 0400
GEO Expert effect white A. Bruguera , white opaque, hard, 2 x 4 g (2 x 0.14 oz.)	No. 634 0110
GEO Expert effect orange A. Bruguera , orange transparent, hard, 2 x 4 g (2 x 0.14 oz.)	No. 634 0210
GEO Expert effect blue A. Bruguera , blue transparent, hard, 2 x 4 g (2 x 0.14 oz.)	No. 634 0310
GEO Expert effect brown A. Bruguera , brown transparent, hard, 2 x 4 g (2 x 0.14 oz.)	No. 634 0410

Contents GEO Expert Wax Set A. Bruguera

Wax presentation palette with transparent lid and user guide according to the philosophy of August Bruguera; 4 modeling waxes of 40 g each: GEO Expert sculpture / dentin / enamel / translucent; 4 effect waxes of 4 g each: GEO Expert effect white/ orange / blue / brown

Range of applications

GEO Expert A. Bruguera	Conventional crown and bridge techniques	All-ceramics and pressable ceramics*	Esthetic wax-up	Special waxes
sculpture	✓	–	–	–
dentin	✓	–	✓	–
enamel	–	✓	✓	–
translucent	–	✓	✓	–
effect white	–	–	✓	–
effect orange	–	✓	✓	–
effect blue	–	✓	✓	–
effect brown	–	✓	✓	–
cervical red-orange	✓	✓	✓	✓

*burns without residue



The modeling and effect waxes in the GEO Expert Line are hard waxes with excellent modeling and carving properties.



The modeling waxes GEO Expert sculpture/dentin are developed specifically for modeling monolithic wax-ups and conventional modeling for crown and bridgework.



The GEO Expert enamel and translucent modeling waxes are organic and transparent. They burn out residue-free and are suitable for all-ceramics and pressable ceramics.



The modeling waxes GEO Expert dentin/enamel/translucent are tooth-colored waxes for modeling and optimum visualization of esthetic wax-ups.



The effect waxes GEO Expert effect white/orange/blue/brown are for customizing tooth-shaded, true-to-nature wax-ups.

GEO Expert cervical A. Bruguera

Cervical wax



The cervical wax, GEO Expert, is an esthetical, tension-free cervical wax in a red-orange color. It can also be used for flooding and blocking out cavities. This cervical wax has organic constituents and burns out residue-free.

Advantages

- Soft and slightly elastic cervical and undercut wax, ideal for creating the natural shade of a tooth neck.
- Ultra-thin preparation margins due to good adaption and carving properties.
- Precision and accurate fit due to minimal contraction.

Ordering information

GEO Expert cervical red-orange A. Bruguera,
red-orange transparent, soft-medium hard, 40 g (1.41 oz.)

No. 634 0500

Further information


www.renfert.com/geowax



GEO Classic Line

Modeling and special waxes

The GEO Classic modeling waxes are a selection of high quality, medium hardness and hard waxes, for use in crown and bridge work and for milling techniques.



These organic, transparent modeling waxes burn-out residue-free and are especially suitable for full and press-ceramic techniques. All GEO Classic modeling waxes are perfectly suitable for use with an electric wax knife or with a naked flame.

Areas of application

- Frameworks
- Single crowns, inlays and onlays
- Bridge restorations
- Milling techniques, telescope and conical crown techniques
- Full and press-ceramic
- Monolithic & diagnostic wax-ups

Range of applications

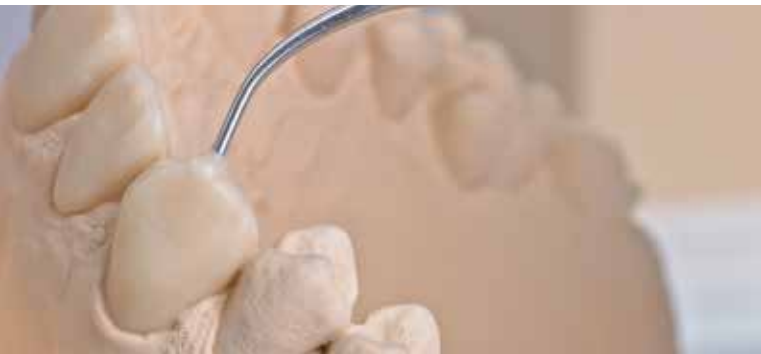
GEO Classic	Conventional crown and bridge techniques	All-ceramics and pressable ceramics*	Esthetic wax-up	Special waxes
Beige-opaque	✓	-	-	-
Gray-opaque	✓	-	-	-
Mint-opaque	✓	-	-	-
Blue-transparent	✓	✓	-	-
Mint-transparent	✓	✓	-	-
Avantgarde beige-opaque	✓	-	-	-
Avantgarde grey-opaque	✓	-	-	-
Avantgarde mint-opaque	✓	-	-	-
Natural dentine-opaque	✓	-	✓	-
Natural dentine-transparent	✓	✓	✓	-
Snow-white white-opaque	✓	-	✓	-
Snow-white white-transparent	✓	✓	✓	-
Cervical wax burgundy-transparent	✓	✓	-	✓
Cervical and Undercut wax red-transparent	✓	✓	-	✓
Milling wax blue-opaque	✓	-	-	✓

*burns without residue



GEO Classic Basic Set

Modeling waxes in a set




A selection of medium hardness and hard modeling waxes with very good carving and modeling characteristics for the production of crown and bridge restorations.

Advantages

- Ideal starter set in the Renfert GEO Classic wax line.
- Covers a wide spectrum of applications for fixed restorations.

GEO Classic

Modeling waxes



The GEO Classic modeling waxes are hard waxes with very good modeling and carving characteristics. The organic transparent modeling waxes burn-out residue-free. The inorganic opaque waxes are well suited for the production of conventional restorations using the casting technique.

Advantages

- Very good flowing and modeling characteristics due to a wide melting range.
- Highly precise fitting accuracy due to very low shrinkage.
- Ideally suited for occlusal design due to its non-elastic and hard wax quality.

Ordering information

GEO Classic Basic Set

No. 493 0004

Contents

GEO Classic mint-transparent, GEO Classic Natural dentine opaque, GEO Classic Avantgarde grey-opaque, GEO Classic Snow-white opaque, GEO Classic Milling wax blue-opaque, GEO Classic Cervical and undercut wax red-transparent à 20 g (0.70 oz.)

Ordering information

GEO Classic, beige-opaque, hard, 75 g (2.63 oz.) No. 497 0100

GEO Classic, gray-opaque, hard, 75 g (2.63 oz.) No. 497 0200

GEO Classic, mint-opaque, hard, 75 g (2.63 oz.) No. 497 0300

GEO Classic, blue-transparent, hard, 75 g (2.63 oz.) No. 497 1200


GEO Classic, mint-transparent, hard, 75 g (2.63 oz.) No. 497 1300

Range of applications

Overview GEO Classic Waxes → Page 166

GEO Classic Avantgarde

Modeling waxes



The inorganic, opaque, medium hardness GEO Classic Avantgarde modeling waxes with excellent modeling and carving characteristics are ideally suited for conventional crown and bridge techniques. They are especially suited for modeling with an electric wax knife.

Advantages

- Extremely quick and efficient modeling due to a very low and narrow melting range.
- Clean chip formation due to excellent carving properties.
- Optimal modeling results as the wax cools quickly and has a very low degree of solidification contraction.

Ordering information

GEO Classic Avantgarde, beige-opaque, medium hard, 75 g (2.63 oz.) No. 495 0100

GEO Classic Avantgarde, gray-opaque, medium hard, 75 g (2.63 oz.) No. 495 0200

GEO Classic Avantgarde, mint-opaque, medium hard, 75 g (2.63 oz.) No. 495 0300

Range of applications

Overview GEO Classic Waxes → Page 166

GEO Classic Natural

Modeling waxes



Hard modeling waxes for the fabrication of diagnostic and aesthetic wax-ups for fixed restorations. The organic modeling wax GEO Natural dentin-transparent burns-out residue-free and is especially suited for full and press-ceramic techniques.

Advantages

- Easy production of natural looking, life-like wax-ups with the aid of dentine colored, transparent or opaque modeling waxes.
- Very good flowing and modeling characteristics due to a wide melting range.
- High precision and fitting accuracy due to very low shrinkage.

Ordering information

GEO Classic Natural, dentine-opaque, hard, 75 g (2.63 oz.) No. 499 0300

GEO Classic Natural, dentine-transparent, hard, 75 g (2.63 oz.) No. 499 0400

Range of applications

Overview GEO Classic Waxes → Page 166

GEO Classic Snow-white

Modeling waxes



The GEO Classic Snow-white modeling waxes are medium hard, white modeling waxes for the fabrication of functional wax-ups in the articulator, on various frameworks. GEO Classic Snow-white is available as an organic (transparent) wax or as an inorganic (opaque) modeling wax which burns out residue-free.

Advantages

- Quick, precise production of white wax-ups for functional planning on situation and master models.
- Quick and precise waxing due to an extremely narrow melting range and low shrinkage.
- Very good modeling and carving characteristics due to coordinated material properties.

Ordering information

GEO Classic Snow-white, white-opaque, medium hard, 75 g (2.63 oz.) No. 4990101

GEO Classic Snow-white, white-transparent, medium hard, 75 g (2.63 oz.) No. 4990201

Range of applications

Overview GEO Classic Waxes → Page 166

GEO Classic

Cervical wax



A hard, stable and tension-free cervical wax for precise modeling of the cervical edge. The GEO Classic cervical wax is an organic wax which burns-out residue-free. It is ideally suited for use with conventional crown and bridge techniques as well as for full and press-ceramic techniques.

Advantages

- Exact and ultra thin, adaptable preparation margin due to the especially stable cervical wax.
- Precise and accurately fitting edges due to low contraction.
- Excellent sculpting and carving characteristics due to coordinated material properties.

Ordering information

GEO Classic Cervical wax, burgundy-transparent, hard, 75 g (2.63 oz.) No. 4861000

Range of applications

Overview GEO Classic Waxes → Page 166

GEO Classic

Cervical and undercut wax



A soft, slightly elastic and tension-free cervical and undercut wax for precise modeling of the cervical margin. It can be used for building-up slight undercuts and cavities and for flooding. This cervical wax and undercut wax has organic constituents and burns-out residue-free. It is very good for use in classic crown and bridge techniques as well as in full and press-ceramic techniques.

Advantages

- Distinctly softer and more elastic than the harder and more stable GEO Classic cervical wax.
- High precision and fitting accuracy due to low contraction.
- Ultra thin preparation edges due to very good adaption and carving properties.

Ordering information

GEO Classic Cervical and undercut wax, red-transparent, soft-medium hard, 75 g (2.63 oz.)

No. 489 1000

Range of applications

Overview GEO Classic Waxes → Page 166

GEO Classic

Milling wax



A hard, opaque milling wax, ideally suited for machine processing in milling technology. Due to its low and narrow melting range, this milling wax is ideal for quick and efficient modeling of telescope, conical crowns and attachment work and then subsequent wax milling.

Advantages

- Smooth and sharp contoured wax surfaces due to coordinated material properties.
- No chip formation due to ideal wax hardness.
- No adhesion or smearing of wax chips on carbide cutters or wax burs and carvers when processing at the recommended rpm between 2,500 and 5,000 1/min.

Ordering information

GEO Classic Milling wax, blue-opaque, extra-hard, 75 g (2.63 oz.)

No. 485 1000

Range of applications

Overview GEO Classic Waxes → Page 166



GEO Crowax Line

Modeling and special waxes

The modeling waxes in the GEO Crowax line are medium hard universal waxes in handy tins for use in crown and bridge techniques as well as model casting framework techniques.

Range of applications

GEO Crowax	Conventional crown and bridge techniques	All-ceramics and pressable ceramics*	Special waxes
Green-transparent	✓	✓	-
Blue-transparent	✓	✓	-
Red-transparent	✓	✓	-
Beige-opaque	✓	-	-
Gray-opaque	✓	-	-
Cervical and Undercut Wax red-transparent	✓	✓	✓

*burns without residue



Areas of application

- Frameworks
- Single crowns, inlays, onlays
- Bridge restorations
- Full and press-ceramic
- Cast metal dentures
- Monolithic wax-ups



GEO Crowax

Modeling waxes



These modeling waxes are suitable for use with a naked flame and an electric wax knife. The organic, transparent GEO Crowax modeling waxes burn-out residue-free and are suitable for full and press-ceramic techniques.

Advantages

- Very good modeling and carving characteristics due to coordinated material properties.
- High precision and fitting accuracy due to low shrinkage.
- Quick waxing due to small melting range.

Ordering information

GEO Crowax , green-transparent, medium hard, 80 g (2.82 oz.)	No. 475 0100
GEO Crowax , blue-transparent, medium hard, 80 g (2.82 oz.)	No. 475 0200
GEO Crowax , red-transparent, medium hard, 80 g (2.82 oz.)	No. 475 0300
GEO Crowax , beige-opaque, medium hard, 80 g (2.82 oz.)	No. 475 0400
GEO Crowax , gray-opaque, medium hard, 80 g (2.82 oz.)	No. 475 0500

Range of applications

Overview GEO Crowax Waxes → Page 171

GEO Crowax

Cervical and undercut wax



The universal GEO Crowax cervical and undercut wax, is a tension-free, soft to medium hard special wax for the cervical margin, as well as for building-up cavities and flooding. This cervical and undercut wax has organic constituents and burns-out residue-free. It is suitable for use in conventional crown and bridge techniques and also for full and press-ceramic techniques.

Advantages

- Easy adaption due to soft and slightly elastic wax consistency.
- Ultra thin preparation margins due to very good carving qualities.
- High precision and fitting accuracy due to low contraction.

Ordering information

GEO Crowax Cervical and undercut wax , red-transparent, soft-medium hard, 80 g (2.82 oz.)	No. 475 0600
--	--------------

Range of applications

Overview GEO Crowax Waxes → Page 171

GEO Pontics

Prefabricated pontics



A set of pontics for modeling anterior and posterior bridges for veneer technique with acrylic or porcelain.

Advantages

- Universal sizes compatible for all applications – time saving!
- No distortion during removal due to the high stability.
- Tooth shapes are proportionally reduced.

GEO Wax wire

Roll wax



An optimal wax mixture makes the GEO wax wire tension-free, thus limiting elastic recovery.

Advantages

- Dimensionally stable patterns.
- Stress-free working.
- Easily adaptable, but dimensionally stable.

Ordering information

GEO Pontics Set , 10 pieces each in 6 sizes	No. 500 0000
GEO Pontics , UJ right, posterior teeth 14–17	No. 500 0100
GEO Pontics , UJ, anterior 12–22, 20 pieces	No. 500 0200
GEO Pontics , UJ left, posterior teeth 24–27, 20 pieces	No. 500 0300
GEO Pontics , LJ left, posterior teeth 34–37, 20 pieces	No. 500 0400
GEO Pontics , LJ, anterior teeth 32–42, 20 pieces	No. 500 0500
GEO Pontics , LJ right, posterior teeth 44–47, 20 pieces	No. 500 0600

Further information

www.renfert.com/P48



Ordering information

GEO Wax wire	turquoise/ hard	blue/ medium-hard	light-blue/ extra-hard
2,0 mm , ca. 250 g (12 ga. / 0.55 lbs.)	No. 676 2020	No. 678 3020	No. 675 1020
2,5 mm , ca. 250 g (10 ga. / 0.55 lbs.)	No. 676 2025	No. 678 3025	No. 675 1025
3,0 mm , ca. 250 g (9 ga. / 0.55 lbs.)	No. 676 2030	No. 678 3030	No. 675 1030
3,5 mm , ca. 250 g (7 ga. / 0.55 lbs.)	No. 676 2035	No. 678 3035	No. 675 1035
4,0 mm , ca. 250 g (6 ga. / 0.55 lbs.)	No. 676 2040	No. 678 3040	No. 675 1040
5,0 mm , ca. 250 g (4 ga. / 0.55 lbs.)	No. 676 2050	No. 678 3050	No. 675 1050



GEO Triangular casting sprues

Set of casting sprues for the effective attachment of the wax model.

Advantages

- Shape stable, extra-hard casting system.
- No distortion of the bridge during sprue attachment.
- Optimal flow of metal.

Ordering information

GEO Triangular casting sprues, approx. 100 pcs.

No. 680 3000



GEO Pear-shaped wax casting sprues

Casting sprue with pear-shaped melting reservoir.

Advantages

- Pear-shape for an optimal flow of molten metal.
- The melting reservoir ensures controlled cooling.
- Cavity-free and accurately fitting cast objects.

Ordering information

GEO wax casting pears, length 35 mm (1.38"),
Ø pear head 6,6 mm (0.26"), approx. 200 pcs.

No. 501 1100

Tip!

The pear shape of the casting sprue is ideal as a melting reservoir. The large surface area of the attachment allows controlled cooling. The molten liquid in the casting object solidifies first, contracting and drawing the still molten metal out of the pear.





GEO Model casting system

Wax range for model casting techniques

The most important pre-fabricated wax parts for efficient working are included in the clearly designed assortment.

Ordering information

GEO model casting assortment

No. 633 0000

Contents

4 sheets of casting wax smooth 0.3 mm (28 ga.); 4 sheets of casting wax fine stippled 0.35 mm (27 ga.); 4 sheets of casting wax fine stippled 0.5 mm (24 ga.); 4 sheets of casting wax coarse stippled 0.5 mm (24 ga.); 5 sheets of casting wax 0.6 mm (22 ga.); 3 sheets of Bonyhard clasps; 3 sheets of molar clasps; 3 sheets of premolar clasps; 3 sheets of ring clasps; 3 sheets of grid meshes; 10 pieces of lingual bars; 10 pieces of perforated retainers; 10 pieces of wax rods 0.8 mm (20 ga.); 30 g of sculpturing wax for model casting; 30 g of undercut wax

Further information

www.renfert.com/P48

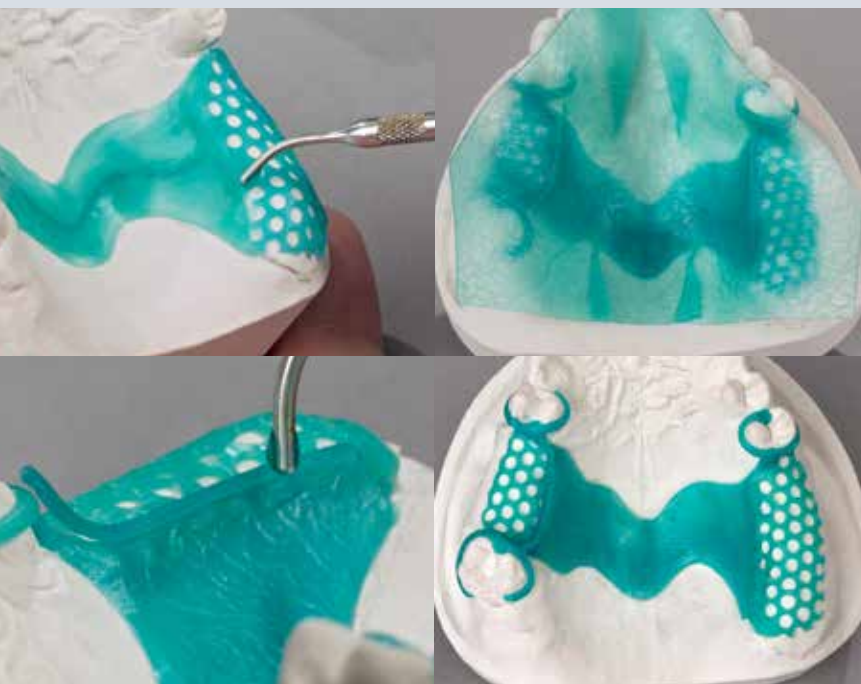


"The light turquoise color of the GEO model casting sheets has a high translucency, which allows optimal transparency of the marked lines."

Cim Özyurt, Product Management, Dental Technician

Advantages

- Practical assortment box for an organised and clean work bench.
- All contents can be ordered individually.
- No distractions or eyestrain due to a variety of different colors.



GEO Block-out wax

This wax is suitable for blocking undercuts, cavities or errors on plaster models for both model casting and crown as well as for bridge techniques.

Advantages

- No dimensional changes during processes involving heat.
- Ideal for duplication with duplicating gels or agar-agar.
- Very high adhesive qualities even on a damp model.



Ordering information

GEO undercut wax, pink opaque, 75 g (2.63 oz.)

No. 650 0000

GEO Casting wax

Self-adhesive preparation wax for laying under saddles.

Advantages

- Optimal adhesion.
- Defined undercut in metal.
- No penetration of duplicating material under wax.



Ordering information

GEO Casting-Wax, 0,3 mm (28 ga.), 32 sheets

No. 445 3003

GEO Casting-Wax, 0,4 mm (26 ga.), 32 sheets

No. 445 3004

GEO Casting-Wax, 0,5 mm (24 ga.), 32 sheets

No. 445 3005

GEO Casting-Wax, 0,6 mm (22 ga.), 32 sheets

No. 445 3006

Efficient wax-up techniques ... Quality, ergonomics & an increase in efficiency

By using an electric wax-knife and a wax heating unit, in the fields of crown & bridgework and also prosthetics, it is not only possible to increase the quality, but also double the wax-up speed and therefore save up to 50% of time (...)

Read more in our Blog.
blog.renfert.com



#RenfertBlog #DTKnowHow #Waxup #Prosthodontics





GEO Cast Model Modeling wax

For modeling cast model sections on the investment model.


Advantages

- Wax composition is precisely matched to pre-formed wax clasps.
- High depth of vision for max. contour definition.
- Optimum modeling of occlusal surfaces or sharp edges.

Ordering information

GEO cast modeling wax, hard, turquoise opaque, 75 g (2.63 oz.)

No. 649 1000



GEO Cast Model Modeling wax

For modeling cast model sections on the investment model.

Advantages

- Wax precisely matched to preformed wax clasps.
- Ideal for recognising markings.
- Burns out without leaving a residue.

Ordering information

GEO cast modeling wax, standard, turquoise transparent, 75 g (2.63 oz.)

No. 649 0000



GEO sticking wax

Special wax for fixing denture parts and for preparing repair or welding work.

Advantages

- Optimal sticking characteristics on all dental materials.
- Precise preparation of repairs and soldering work.
- Ideal for fixing and positioning wax sprues and pre-fabricated wax patterns.

Ordering information


GEO sticking wax, pink transparent, 75 g (2.63 oz.)

No. 488 1000

GEO Preformed clasps

Wax clasp profiles

Anatomically shaped clasp profiles that run conically, made of easily adaptable wax. Also available with self-adhesive coating.




Ordering information


1	GEO Premolar clasps, normal , 200 pieces	No. 688 3002
1	GEO Premolar clasps, self-adhesive , 200 pieces	No. 638 3002
2	GEO Molar clasps, normal , 200 pieces	No. 688 3003
2	GEO Molar clasps, self-adhesive , 200 pieces	No. 638 3003
3	GEO Ring clasps straight, normal , 200 pieces	No. 688 3004
3	GEO Ring clasps straight, self-adhesive , 200 pieces	No. 638 3004
4	GEO Ring clasps, normal , 200 pieces	No. 688 3005
4	GEO Ring clasps, self-adhesive , 200 pieces	No. 638 3005
5	GEO Bonyhard clasps, normal , 200 pieces	No. 688 3010
5	GEO Bonyhard clasps, self-adhesive , 200 pieces	No. 638 3010

Advantages

- High pressure stability prevents the shape and structure from becoming crushed.
- Stress-free application and adaptation.
- Extremely smooth surface without pores and cavities.

1. GEO Premolar clasps
2. GEO Molar clasps
3. GEO Ring clasps straight
4. GEO Ring clasps
5. GEO Bonyhard clasps





Technical data

	Sheet size	Sheet thickness	Structure / Ø
GEO Retention grid, large	70 x 70 mm (2.76 x 2.76")	0,75 mm (0.03")	2,2 x 2,2 mm (0.09 x 0.09")
GEO Retention grid, fine	70 x 70 mm (2.76 x 2.76")	0,70 mm (0.03")	1,8 x 1,8 mm (0.07 x 0.07")
GEO Retention grid, diagonal	70 x 70 mm (2.76 x 2.76")	0,95 mm (0.04")	1,7 mm (0.07")
GEO Circular retainer	70 x 70 mm (2.76 x 2.76")	0,75 mm (0.03")	2,0 mm (0.08")
GEO Bar retainer		1,40 mm (0.06")	6,9 mm (0.27")
GEO Perforated retainers, staggered		1,30 mm (0.05")	2,8 mm (0.11")
GEO Perforated retainers, straight		1,30 mm (0.05")	2,0 mm (0.08")

Ordering information

1 GEO Retention grid, large, normal, 20 sheets	No. 688 3007
1 GEO Retention grid, large, self-adhesive, 20 sheets	No. 638 3007
2 GEO Retention grid, fine, normal, 20 sheets	No. 688 3008
2 GEO Retention grid, fine, self-adhesive, 20 sheets	No. 638 3008
3 GEO Retention grid, diagonal, normal, 20 sheets	No. 688 3011
3 GEO Retention grid, diagonal, self-adhesive, 20 sheets	No. 638 3011
4 GEO Circular retainer, normal, 20 sheets	No. 688 3009
4 GEO Circular retainer, self-adhesive, 20 sheets	No. 638 3009
5 GEO Bar retainer, normal, 10 sheets	No. 688 3006
5 GEO Bar retainer, self-adhesive, 10 sheets	No. 638 3006
6 GEO Perforated retainers, straight, 40 strips	No. 664 3000
7 GEO Perforated retainers, staggered, 40 strips	No. 662 3000

GEO Wax retainers

Prefabricated wax retentions

Wax retention for model casting techniques.

Advantages

- Easy, stress-free adaption due to the best wax quality.
- High pressure stability prevents distortion to shape or structure.
- High-quality surface structure for optimal casting results.

1. GEO retention meshes, coarse

- Large grid structure.

2. GEO retention meshes, fine

- Fine grid structure.

3. GEO retention mesh, diagonal

- Excellent retention effect due to special structure.

4. GEO grid meshes

- Easily adaptable.

5. GEO bar retainers

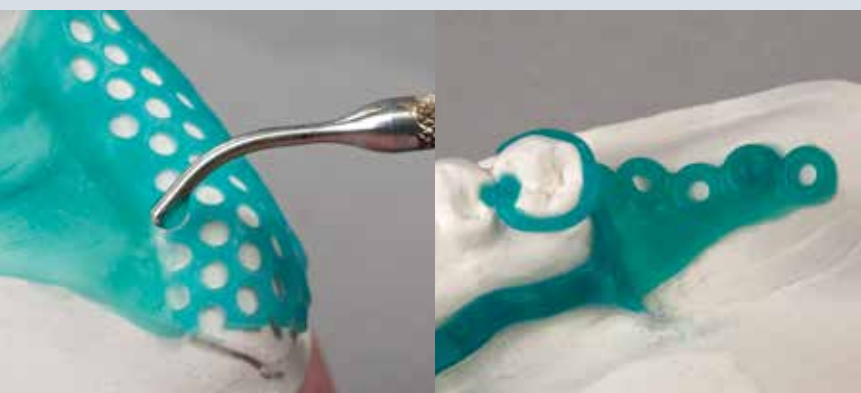
- Ideal for narrow lower jaw ridges.

6. GEO perforated retention, straight

- Ideal for lingual retention, even where space is limited.

7. GEO perforated retention, staggered

- Compact retention.
- The staggered arrangement provides optimum space for tooth arrangement.



GEO Casting wax smooth

Turquoise, transparent sheet wax with smooth surface.

Details

- Sheet size 75 x 150 mm.
(2.96 x 5.91").



Ordering information


GEO casting wax smooth , 0,30 mm (28 ga.), 15 sheets	No. 640 3030
GEO casting wax smooth , 0,35 mm (27 ga.), 15 sheets	No. 640 3035
GEO casting wax smooth , 0,40 mm (26 ga.), 15 sheets	No. 640 3040
GEO casting wax smooth , 0,50 mm (24 ga.), 15 sheets	No. 640 3050
GEO casting wax smooth , 0,60 mm (22 ga.), 15 sheets	No. 640 3060

GEO Casting wax fine stippled

Turquoise, transparent sheet wax with fine surface pattern.

Details

- Sheet size 75 x 150 mm.
(2.96 x 5.91").



Ordering information

GEO casting wax fine stippled , 0,30 mm (28 ga.), 15 sheets	No. 641 3030
GEO casting wax fine stippled , 0,35 mm (27 ga.), 15 sheets	No. 641 3035
GEO casting wax fine stippled , 0,40 mm (26 ga.), 15 sheets	No. 641 3040
GEO casting wax fine stippled , 0,50 mm (24 ga.), 15 sheets	No. 641 3050
GEO casting wax fine stippled , 0,60 mm (22 ga.), 15 sheets	No. 641 3060

GEO Casting wax coarse stippled

Turquoise, transparent sheet wax with prominent surface pattern.

Details

- Sheet size 75 x 150 mm.
(2.96 x 5.91").



Ordering information

GEO casting wax coarse stippled , 0,30 mm (28 ga.), 15 sheets	No. 643 3030
GEO casting wax coarse stippled , 0,35 mm (27 ga.), 15 sheets	No. 643 3035
GEO casting wax coarse stippled , 0,40 mm (26 ga.), 15 sheets	No. 643 3040
GEO casting wax coarse stippled , 0,50 mm (24 ga.), 15 sheets	No. 643 3050
GEO casting wax coarse stippled , 0,60 mm (22 ga.), 15 sheets	No. 643 3060

GEO Casting wax veined

Turquoise, transparent sheet wax with distinct surface pattern.

Details

- Sheet size 75 x 150 mm.
(2.96 x 5.91").



Ordering information

GEO casting wax veined , 0,30 mm (28 ga.), 15 sheets	No. 644 3030
GEO casting wax veined , 0,35 mm (27 ga.), 15 sheets	No. 644 3035
GEO casting wax veined , 0,40 mm (26 ga.), 15 sheets	No. 644 3040
GEO casting wax veined , 0,50 mm (24 ga.), 15 sheets	No. 644 3050
GEO casting wax veined , 0,60 mm (22 ga.), 15 sheets	No. 644 3060



GEO Lingual bars

Profile sections for forming lower jaw bars.

Advantages

- High pressure stability prevents the shape and structure from becoming crushed.
- Stress-free application and adaptation.
- Extremely smooth surface without pores and cavities.

Ordering information

GEO Lingual bars, 4 x 2 mm (0.16 x 0.08"), approx. 65 g (2.28 oz.)

No. 667 3042



GEO Wax wire in bars

Wax profiles for forming edges or individual retainers.

Advantages

- Dimensionally stable patterns.
- Stress-free working.
- Easily adaptable.

Ordering information

GEO Wax wire in bars, 0,6 mm (22 ga.), approx. 12 g (0.42 oz.)

No. 668 3006

GEO Wax wire in bars, 0,8 mm (20 ga.), approx. 25 g (0.88 oz.)

No. 668 3008

GEO Wax wire in bars, 1,0 mm (18 ga.), approx. 37 g (1.30 oz.)

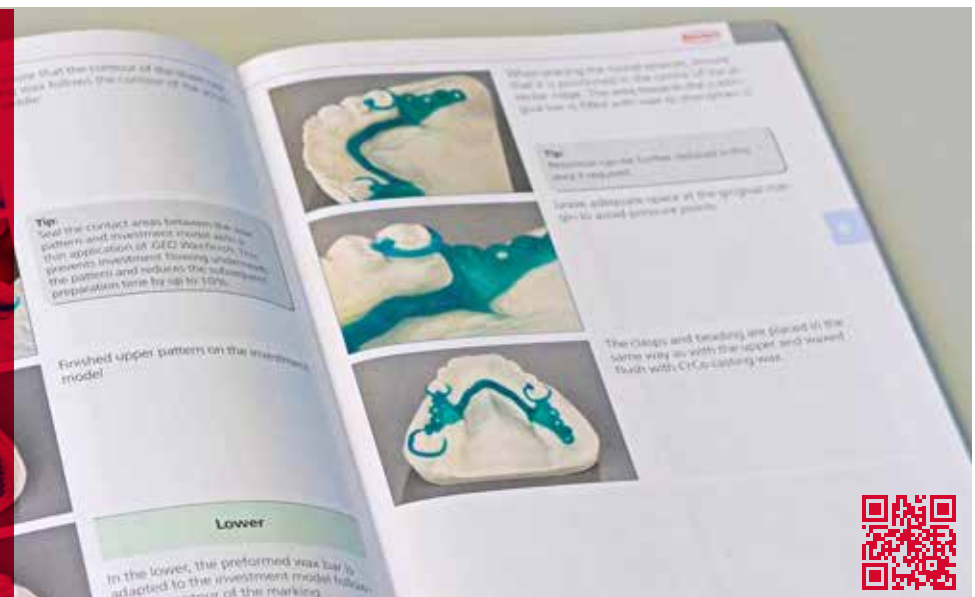
No. 668 3010

GEO Wax wire in bars, 1,2 mm (16 ga.), approx. 50 g (1.75 oz.)

No. 668 3012

"Do you need more information about model fabrication? Have a look at our model casting manual. Here, you will find a variety of step-by-step explanations from analysis to planning and manufacturing of a model. Just scan the QR code and get started!"

Cim Özyurt,
Product Management,
Dental Technician



Mesh inserts

Used to reinforce acrylic dentures for more stability.

Advantages

- Strong gold-plated mesh.
- Easy, individual adaptation.
- Guaranteed high stability of the acrylic denture.



CE 0124



Ordering information

Mesh inserts, gold-plated, Thickness 0,45 mm (0.02"),
Dimensions (W x H x D) 68 x 40 x 12,5 mm (2.68 x 1.58 x 0.49"), 5 pcs.


No. 232 1100

Strengthening grid

Insertion grid with increased stability for complete or partial upper dentures.

Advantages

- The denture will stay in position even if breaks or cracks should occur in the acrylic.
- In gold-plated or plain version.
- Improves the strength of an acrylic denture considerably.



CE 0124



Ordering information

Strengthening grid, plain, Thickness 0,4 mm (0.02"),
Dimensions (W x H x D) 59 x 54 x 14 mm (2.32 x 2.13 x 0.55"), 5 pcs.

No. 235 0004

Strengthening grid, gold-plated, Thickness 0,4 mm (0.02"),
Dimensions (W x H x D) 59 x 54 x 14 mm (2.32 x 2.13 x 0.55"), 5 pcs.

No. 235 0104

Mesh strengtheners

Fine mesh for individual reinforcement of acrylic dentures.

Advantages

- Easily adaptable.
- Simple to match by cutting individual shapes.



CE 0124



Ordering information

Mesh strengthener, medium, gold-plated, Thickness 0,4 mm (0.02"),
Dimensions 50 x 10 cm (19.70 x 3.94"), 1 roll

No. 223 2100

Mesh strengthener, medium, gold-plated, Thickness 0,4 mm (0.02"),
Dimensions 10 x 10 cm (3.94 x 3.94"), 3 sheets



No. 223 1100

Mesh strengthener, fine, gold-plated, Thickness 0,4 mm (0.02"),
Dimensions 50 x 10 cm (19.70 x 3.94"), 1 roll

No. 222 2100

Mesh strengthener, fine, gold-plated, Thickness 0,4 mm (0.02"),
Dimensions 10 x 10 cm (3.94 x 3.94"), 3 sheets

No. 222 1100



Ordering information


Mesh-Tray , base plate size (WxDxH) approx. 55x53x10 mm (2.17x2.09x0.39"), Ø supports 1 mm (0.04"), 2 base plates, 6 shaped and 4 straight supports	No. 19220000
Support wires , Ø 1 mm (0.04"), 6 x shaped, 4 x straight	No. 919220001
Support wires , Ø 1 mm (0.04"), 20 x straight	No. 919220003

Mesh-Tray

Honeycomb shaped, lightweight firing tray for individual positioning of crowns and bridges in the porcelain oven.

Advantages

- Firing tray absorbs minimal heat.
- No transfer of tension onto the model.
- Supports made from a high temperature-resistant special alloy – can be individually shaped.



Ordering information


Mesh-Tray K , base plate size (B x T x H) approx. 55 x 53 x 10 mm (2.17 x 2.09 x 0.39"), Ø supports 2/3/4 mm (0.04/0.08/0.12"), 2 base plates, 10 porcelain supports	No. 19220100
Porcelain supports , 3 x Ø 2 mm (0.04"), 4 x Ø 3 mm (0.08"), 3 x Ø 4 mm (0.12"), 10 pcs.	No. 919220002

Mesh-Tray K

Firing tray with porcelain supports for individual positioning of crowns and bridges in the porcelain oven.

Advantages

- Construction ensures a similar expansion / contraction like the object.
- No transfer of tension to the model.
- Porcelain supports.



Ordering information

Mesh-Tray MK , dimensions of base plate (W x D x H) approx. 55 x 53 x 10 mm (2.17 x 2.09 x 0.39"), 10 x preformed support wires (Ø supports 2/3/4 mm (0.04/0.08/0.12")), 2 base plates, 10 x ceramic support pins	No. 19220200
Support wires , 10 x preformed support wires (3 x Ø 2 mm (0.04"), 4 x Ø 3 mm (0.08"), 3 x Ø 4 mm (0.12")), 10 x ceramic support pins	No. 919220005

Mesh-Tray MK

Honeycomb firing-tray set with adjustable metal retention pins, which are covered with removable ceramic sleeves.

Advantages

- Constant firing temperature thanks to a low heat absorption.
- Can be used flexibly for all-ceramic and porcelain-fused-to-metal restorations.
- No consumption, durable, no breakage of insertion pins due to highly resistant metal retention pins.

Fibertray

Textile firing tray for stable positioning of porcelain models during firing in the oven.

Advantages

- Remove minimal heat from object to be fired.
- Ideal for full porcelain restorations or large span bridge constructions.
- More stable than wool firing pads.



Ordering information

Fibertray, Ø 50 mm (1.97"), 10 pieces


No. 19190000

Active Carbon

For regularly cleaning the porcelain furnace by absorbing the oxide deposits during the firing process.

Advantages

- Ideal for firing non-precious metals, low gold content and bonding alloys as well as oven solderers.
- Prevents contaminative deposits.
- Does not affect the porcelain quality.



Ordering information

Active Carbon, 10 pieces, incl. 2 supports

No. 20650000

Ceramex

Stripping agent for removing porcelain, investment material, metal oxides and zircon oxide.

Advantages

- Effective removal of fired porcelain in an ultrasound bath.
- Removal of oxides on bonding metals.
- Etching full porcelain inlays and crowns before final fixation.



Ordering information

Ceramex, 1 l (0.26 gal)

No. 21871000

Overview Polishing Agents

Description	Zirconium oxide		Lithium disilicate		Veneering ceramic		Hybrid ceramic		High performance polymers		Veneering acrylic		Page
	PREP	HL	PREP	HL	PREP	HL	PREP	HL	PREP	HL	PREP	HL	
Renfert Polish ZrO ₂	–	✓	–	–	–	–	–	–	–	–	–	–	186
Renfert Polish LiSi ₂	–	–	–	✓	–	–	–	–	–	–	–	–	186
Renfert Polish all-in-one	–	✓	–	✓	✓	✓	✓	✓	✓	✓	✓	✓	186
Kohinoor L	–	–	–	–	–	✓	–	–	–	–	–	–	187
Brinell L	–	–	–	–	–	✓	–	–	–	–	–	–	187
Dia-Finish L	–	–	–	–	–	✓	–	–	–	–	–	✓	136
Opal L	–	–	–	–	–	–	–	–	–	–	✓	✓	188

PREP = Prepolishing | HL = High luster

Description	Denture resin		Precious metals		Model casting/ non precious alloys		Page
	PREP	HL	PREP	HL	PREP	HL	
Brinell L	–	–	–	✓	–	✓	187
Opal L	✓	✓	–	–	–	–	188
Saphir	–	–	✓	✓	✓	✓	188
Universal polishing paste beige	–	✓	–	–	–	–	188

PREP = Prepolishing | HL = High luster

"Achieve the required level of glaze quickly. I approached Renfert with this requirement. The outcome of this cooperation was the Renfert polishing pastes! You can achieve the required level of glaze in a few seconds using Renfert Polish all-in-one polishing paste – the best all-round paste I know of."

Jost P. Prestin, Master Dental Technician

"For years, we have searched for a special polishing paste for zirconia, pressable ceramic and PFM: particularly for a targeted level of glaze of delicate veneers or the surface polish of implantological restorations, so that optimum apposition of soft tissue is guaranteed. Renfert polishing pastes, which I use daily, immediately produce a brilliant level of glaze, even at low speed."

Alain Ardic, Dental Technician

"I have tested a lot of polishing pastes but none completely met my requirements. I finally found the perfect solution with Renfert Polish."

Vincenzo Mutone, Dental Technician

Renfert Polish

Diamond polishing pastes

Diamond polishing pastes for universal application and specific use, for high-gloss polishing of ceramic materials such as lithium disilicate, zirconium oxide, veneering and hybrid ceramics, as well as high performance polymers and veneering composites.



Renfert Polish ZrO₂

- Polishing paste for zirconium oxide with specially coordinated abrasive properties due to extra coarse diamond grit.
- High gloss finish is achieved quickly especially in difficult to reach occlusal areas.
- Smear-free and clean polishing due to a balanced ratio of binder.

Renfert Polish LiSi₂

- Polishing paste specifically for lithium disilicate with an exactly coordinated amount of coarse diamond grit.
- Quick high-gloss finish with a great shine and at the same time low material consumption.
- Smear-free and clean polishing due to a balanced ratio of binder.

Renfert Polish all-in-one

- Polishing paste for universal use, with a wide spectrum of diamond grain sizes.
- Quick, high-gloss finish on various different materials such as lithium-disilicate, zirconium oxide, veneering and hybrid ceramics such as high performance polymers and veneering composites.
- Economical use with one polishing paste for a variety of different materials.

Ordering information

Renfert Polish all-in-one, 10 g	No. 510 0000
Renfert Polish ZrO ₂ , 10 g	No. 510 1000
Renfert Polish LiSi ₂ , 10 g	No. 510 2000

Suitable accessories

Polishers and Polishing Brushes → Pages 134–138

Further information

www.renfer.com/polish



"I use the silicone polisher (No. 86 0000) for pre-polishing materials such as lithium-disilicate, zirconium oxide, veneering and hybrid ceramics such as high performance polymers and veneering composites. For me, this is the key to successful, quick and efficient high-gloss polishing."

Manfred Tauber
Product Management, Master Dental Technician



Kohinoor L

Fine, adhesive diamond polishing paste for high-luster polish on porcelain.

Advantages

- Optimum uptake with rotating polishing brush.
- Very economical in its use.
- Ideal for "hand polishing" porcelain work.

Ordering information

Kohinoor L, 5 g (0.18 oz.)

No. 5160001



Brinell L

Brinell L is a high-luster polishing paste impregnated with diamond powder for precious metal bonding alloys and porcelain.

Advantages

- The finest diamond particles achieve the optimum high-luster shine.
- Sparing application via the measuring syringe.
- Efficient take-up using felt wheels.

Ordering information

Brinell L, 5 ml (0.17 fl.oz.), with 1 cotton buff (No. 205 1000), 1 felt wheel and 1 mandrel

No. 5190001

Polishing ceramics – quickly and efficiently

Everyone is familiar with the problem. Many different diamond polishing pastes are tested but none produces the required result, namely an effective and quick polish of the respective material. As a result, there are four or five containers in the laboratory that have been opened (...)

Find out more on this topic in our blog.
blog.renfert.com



#RenfertBlog #Polish #PolishingCeramics



Opal L

White high-luster polishing paste for all acrylic facings using a handpiece.

Advantages

- Particularly suitable for light-curing acrylics.
- Quick polishing effect.
- Quickly smoothes the surface without altering the structure.



Ordering information

Opal L, 35 g (1.23 oz.)

No. 5200001

Saphir

High-luster polishing paste for precious metal and chrome-cobalt alloy crowns and bridges.

Advantages

- Special formula made up of high quality raw materials.
- For general use on all alloys.
- Optimum polishing effect with Polisoft pre-polishers and Bison brushes.



Ordering information

Saphir, approx. 250 g (8.75 oz.)

No. 5150000

Universal polishing paste beige

Paste for high-luster polish on all prosthetic acrylics.

Advantages

- Hard polishing paste for mirror-like surface.
- Long-lasting.
- Fine grained consistency.



Ordering information

Universal polishing paste, beige, 6 x approx. 200 g (7.0 oz.)

No. 5131000

Overview cleaning, etching and polishing agents

Description	Suitable for	Removal of	Page
SYMPROfluid Universal	Dentures, orthodontic appliances and splints	Plaque, tartar and adhesive creme	91
SYMPROfluid Nicoclean	Dentures and splints	Nicotine stains	91
Ceramex	Etching of porcelain, metal-ceramic alloys	Porcelain, investment material and metal oxides	184
GO 2011 speed	Mixing bowls, acrylic dentures, impression trays, castings, instruments and utilities	Dental stones, alginates	159
Electrolyte	Electrolytic polishing of chrome cobalt frames	–	159



GO 2011 speed

Suitable for cleaning different instruments and aids quickly and thoroughly in only 50% of the time in comparison to conventional plaster and alginate solvents.

Advantages

- Efficient removal of stubborn residues in a cleaning bath and even faster in an ultrasonic unit.
- Ready-to-use solution in a handy canister.

Ordering information

GO 2011 speed, 2l (0.53 gal)

No. 2012 0000



Elektrolyte

For electrolytic high-luster polishing of chrome cobalt frames in special units.

Advantages

- Special additives ensure time-saving and high efficiency during electrolytic polishing.
- For all units with copper, precious metal or titanium electrodes.

Ordering information

Elektrolyte, 2l (0.53 gal)

No. 1524 1000

Elektrolyte, 10l (2.64 gal)

No. 1524 2000

Order replacement parts very quickly. But how?

To be able to help you with a replacement part we need to know the article number and the unit's status: newer units have a type plate on which you can see the valid status for your unit. Older units do not have this plate which means that we simply need the equipment's purchase date. With this information simply call your Renfert dealer or find your required replacement part on the Renfert homepage.



Status of the replacement parts list



Imprint

Changes, errors and misprints excepted. Reproductions, translations, microfilming and storing and processing in electronic media - including extracts - are not permitted and are liable to criminal prosecution without the written permission of Renfert. As our products are subject to continual further development, all product illustrations should be regarded as exemplary illustrations. Some end of range items are not represented in this catalogue. In any case, contact us for detailed information. All our products are subject to a continuous development procedure with the possibility of modifications in technology and color.

Warranty: Renfert provides a 3-year guarantee for all units provided they are used properly. The warranty excludes parts which are subject to natural wear and tear. The warranty is void with improper use, disregard of the operating, maintenance, cleaning and connection instructions, self-repair or repair by unauthorized personnel, use of replacement parts from other manufacturers and with unusual influences or influences not permitted according to the instructions for use. Warranty services do not extend the warranty.

Publisher:
Renfert GmbH

© 2016 Renfert GmbH
All rights reserved.



Interesting stories

The Renfert blog: Your up-to-date knowledge database from the world of dental technology. Read interesting stories at...

→ blog.renfert.com



Become a Renfert fan

Find interesting and the most current Renfert information at...

→ facebook.com/renfertdental

Simply scan the Messenger logo using your Facebook Messenger app for quick support or navigate directly to...

→ m.me/renfertdental



Renfert Digital

News, Background & Support

Not only do our products promise to make work easy. Making work easy also means that you can rely on our online service at any time and any place. There are a variety of information and support services available at any time on our website, Renfert blog and our Facebook channel.



Information 24/7

Prepared for you in detail: Product information, documents, user tips and everything about the Renfert company at...

→ renfert.com



Be amazed, learn and understand

Would you like to know something about care, maintenance or use of your Renfert product? Our video library contains a large selection of videos on many different subjects...

→ youtube.com/renfert or renfert.com/P49

Always available for you.

Your contact at Renfert.

We take service very personally which is why there is always someone at Renfert to help you with expertise and commitment. And we provide this service in 6 languages. You can be sure that at Renfert we understand exactly what is important to you.



Customer Service



Melanie Bader
Head of Customer Service
German, English, Spanish

Tel. +49 7731 8208-78
Fax. +49 7731 8208-153
Melanie.Bader@renfert.com



Karin Bögle
German, English, Spanish,
French

Tel. +49 7731 8208-737
Fax. +49 7731 8208-815
Karin.Boegle@renfert.com



Svetlana Budanova
German, Russian, Italian,
English, French

Tel. +49 7731 8208-87
Fax. +49 7731 8208-856
Svetlana.Budanova@renfert.com



Nadine dos Santos
German, English, Spanish,
Portuguese

Tel. +49 7731 8208-35
Fax. +49 7731 8208-857
Nadine.dosSantos@renfert.com



Stephanie Gertis
German, French, English,
Italian, Spanish

Tel. +49 7731 8208-24
Fax. +49 7731 8208-855
Stephanie.Gertis@renfert.com



Jutta Moser
German

Tel. +49 7731 8208-340
Fax. +49 7731 8208-457
Jutta.Moser@renfert.com

After Sales Service



Gabi Steinhaus
Head of After Sales Service
German, English

Tel. +49 7731 8208-58
Fax. +49 7731 8208-853
Gabi.Steinhaus@renfert.com



Nicolas Bleuse
German, English, French

Tel. +49 7731 8208-383
Fax. +49 7731 8208-679
support@renfert.de



Jessica Fichtner
German, English, French

Tel. +49 7731 8208-171
Fax. +49 7731 8208-679
support@renfert.de



Markus Münch
German, English

Tel. +49 7731 8208-891
Fax. +49 7731 8208-679
support@renfert.de



Vincenzo Orlando
German, Italian, English

Tel. +49 7731 8208-21
Fax. +49 7731 8208-679
support@renfert.de

support@renfert.com

Renfert worldwide

Find your local dealer or service partner in your area



Find contacts easily
www.renfert.com/partner



Renfert GmbH

Untere Gießwiesen 2
78247 Hilzingen/Germany
Tel. +49 7731 8208-0
Fax +49 7731 8208-70
info@renfert.com

Renfert USA

3718 Illinois Avenue
St. Charles
IL 60174/USA
Toll free (001) 800 336-7422
sales@renfertusa.com

Renfert do Brasil

Avenida Mogiana, 2485
Ribeirão Preto/SP – Brasil
CEP: 14076-410
Tel.: (+55 16) 3969-2065
info@renfertbrasil.com



Why a passion for dental craftsmanship and making work easy go hand in hand for Renfert.

Renfert has been committed to one claim for decades: we make the work of dental technicians easy.

Many users perceive the simplicity, prize the quality and rely on this claim every day that they work with Renfert.

↓

making work easy

Renfert

**WORKFLOW
GUARANTEE**

3 year guarantee
10 year spare parts service
Activity guarantee

Edition 2017

716A | No. 21 2585



www.renfert.com